

國立高雄第一科技大學 100 學年度 碩士班 招生考試 試題紙

系所別：運籌管理系

組別：一般管理組、工業管理組

運輸管理組

考科代碼：1311、1313、1315

考科：統計學

注意事項：

- 1、本科目得使用本校提供之電子計算器。
- 2、請於答案卷上規定之範圍作答，違者該題不予計分。

1. (8 points) Consider the following sample:

x	9	6	7	5	8
y	19	14	16	12	15

- a. Calculate the covariance and the coefficient of correlation for the sample. (4 points)
 - b. What do these statistics tell you about the relationship between x and y ? (4 points)
2. (15 points) A construction company has submitted bids on two separate state contracts, A and B . The company feels that it has a 60% chance of winning contract A , and a 50% chance of winning contract B . Furthermore, the company believes that it has an 80% chance of winning contract A if it wins contract B .
- a. What is the probability that the company will win both contracts? (3 points)
 - b. What is the probability that the company will win at least one of the two contracts? (4 points)
 - c. What is the probability that the company will win at most one of the two contracts? (4 points)
 - d. What is the probability that the company will win neither contract? (4 points)
3. (15 points) A recent survey in Taiwan revealed that 60% of the vehicles traveling on highways, where speed limits are posted at 110 kilometers per hour, were exceeding the limit. Suppose you randomly record the speeds of ten vehicles traveling on Formosa Highway where the speed limit is 110 kilometers per hour. Let X denote the number of vehicles that were exceeding the limit.
- a. What is the distribution of X ? (3 points)
 - b. Calculate the probabilities of $P(X=10)$ and $P(4 < X < 9)$. (4 points)
 - c. Find the expected number of vehicles that are traveling on Formosa Highway and exceeding the speed limit. (4 points)
 - d. Find the standard deviation of number of vehicles that are traveling on Formosa Highway and exceeding the speed limit. (4 points)

4. (12 points) The amount of time spent by NKFUST students playing sports per week is normally distributed with a mean of 4 hours and standard deviation of 1.25 hours.
- Find the probability that a randomly selected NKFUST student plays sports for more than 5 hours per week. (4 points)
 - Find the probability that if four NKFUST students are randomly selected, their average number of hours spent playing sports is more than 5 hours per week. (4 points)
 - Find the probability that if four NKFUST students are randomly selected, all four play sports for more than 5 hours per week. (4 points)
5. (15 points) A professor concerns the average hours students spent on preparing statistics exam. In testing the hypotheses: $H_0: \mu = 25$ hours vs. $H_1: \mu \neq 25$ hours, a random sample of 25 students drawn from a normal population whose standard deviation is 10, produced a mean of 22.8 hours.
- Compute the value of the test statistic and specify the rejection region associated with 5% significance level. (5 points)
 - Compute the p-value. (5 points)
 - What can we conclude at the 5% significance level regarding the null hypothesis? (5 points)
6. (15 points) A doctor wanted to examine the relationship between the amount of alcohol (x) consumption per day, and incidence of liver cancer (y). As an experiment he found the number of liver cancer cases detected per 1,000,000 of population and the average daily wine (in cups) consumption in Taiwan. These data are shown below.

Average wine consumption	5	7	6	7	8	6	4	3
liver Cancer per 1,000,000	70	110	90	120	150	100	70	50

- Determine the least squares regression line. (5 points)
- Estimate the number of liver cancer cases per 1,000,000 people who consumes 6 cups of wine on average. (5 points)
- Calculate the residual corresponding to the pair $(x, y) = (9, 150)$. (5 points)

7. (10 points) A pharmaceutical manufacturer has been developing new formulas to provide quicker relief of coughs. Their laboratories have produced three different formulas and they want to know if the different formulas produce different responses. Fifteen people with severe cough symptom were recruited for an experiment; five were randomly assigned to each formula. Each person was asked to take the medicine and report the length of time until coughs stop (minutes). The results are shown below. (Assume normal distributions with equal variances.)

Time in Minutes Until Cough Stop

Formula 1	Formula 2	Formula 3
4	2	5
7	5	7
6	3	7
9	6	8
8	1	6

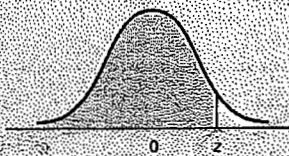
- Set up the ANOVA Table. Use $\alpha = 0.05$ to determine the critical value. (5 points)
 - Do these data provide sufficient evidence to indicate that differences in the average time of relief exist among the three formulas? Use $\alpha = 0.05$. (5 points)
8. (10 points) A farmer wants to compare two fertilizers for their effects on orange growth. Suppose 16 orange fields are treated with fertilizer A and 16 are treated with fertilizer B, and the number of days until the effect of fertilizer faded is recorded for each of the 32 orange fields. The results are summarized in the table below.

	Fertilizer A	Fertilizer B
Sample Mean	52.7 days	42.7days
Sample Standard Deviation	10.5days	13.6 days

- Assume population variances are equal. Calculate the pooled variance and the value of the test statistic. (5 points)
- Determine the rejection region at $\alpha = .05$ and write your conclusion. (5 points)

Cumulative Standardized Normal Probabilities

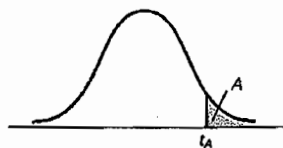
TABLE 3 (Continued)



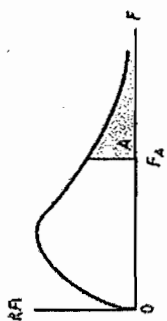
$P(-\infty < Z < z)$

Z	0.00	0.01	0.02	0.03	0.04	0.05	0.06	0.07	0.08	0.09
0.0	0.5000	0.5040	0.5080	0.5120	0.5160	0.5199	0.5239	0.5279	0.5319	0.5359
0.1	0.5398	0.5438	0.5478	0.5517	0.5557	0.5596	0.5636	0.5675	0.5714	0.5753
0.2	0.5793	0.5832	0.5871	0.5910	0.5948	0.5987	0.6026	0.6064	0.6103	0.6141
0.3	0.6179	0.6217	0.6255	0.6293	0.6331	0.6368	0.6406	0.6443	0.6480	0.6517
0.4	0.6554	0.6591	0.6628	0.6664	0.6700	0.6736	0.6772	0.6808	0.6844	0.6879
0.5	0.6915	0.6950	0.6985	0.7019	0.7054	0.7088	0.7123	0.7157	0.7190	0.7224
0.6	0.7257	0.7291	0.7324	0.7357	0.7389	0.7422	0.7454	0.7486	0.7517	0.7549
0.7	0.7580	0.7611	0.7642	0.7673	0.7704	0.7734	0.7764	0.7794	0.7823	0.7852
0.8	0.7881	0.7910	0.7939	0.7967	0.7995	0.8023	0.8051	0.8078	0.8106	0.8133
0.9	0.8159	0.8186	0.8212	0.8238	0.8264	0.8289	0.8315	0.8340	0.8365	0.8389
1.0	0.8413	0.8438	0.8461	0.8485	0.8508	0.8531	0.8554	0.8577	0.8599	0.8621
1.1	0.8643	0.8665	0.8686	0.8708	0.8729	0.8749	0.8770	0.8790	0.8810	0.8830
1.2	0.8849	0.8869	0.8888	0.8907	0.8925	0.8944	0.8962	0.8980	0.8997	0.9015
1.3	0.9032	0.9049	0.9066	0.9082	0.9099	0.9115	0.9131	0.9147	0.9162	0.9177
1.4	0.9192	0.9207	0.9222	0.9236	0.9251	0.9265	0.9279	0.9292	0.9306	0.9319
1.5	0.9332	0.9345	0.9357	0.9370	0.9382	0.9394	0.9406	0.9418	0.9429	0.9441
1.6	0.9452	0.9463	0.9474	0.9484	0.9495	0.9505	0.9515	0.9525	0.9535	0.9545
1.7	0.9554	0.9564	0.9573	0.9582	0.9591	0.9599	0.9608	0.9616	0.9625	0.9633
1.8	0.9641	0.9649	0.9656	0.9664	0.9671	0.9678	0.9686	0.9693	0.9699	0.9706
1.9	0.9713	0.9719	0.9726	0.9732	0.9738	0.9744	0.9750	0.9756	0.9761	0.9767
2.0	0.9772	0.9778	0.9783	0.9788	0.9793	0.9798	0.9803	0.9808	0.9812	0.9817
2.1	0.9821	0.9826	0.9830	0.9834	0.9838	0.9842	0.9846	0.9850	0.9854	0.9857
2.2	0.9861	0.9864	0.9868	0.9871	0.9875	0.9878	0.9881	0.9884	0.9887	0.9890
2.3	0.9893	0.9896	0.9898	0.9901	0.9904	0.9906	0.9909	0.9911	0.9913	0.9916
2.4	0.9918	0.9920	0.9922	0.9925	0.9927	0.9929	0.9931	0.9932	0.9934	0.9936
2.5	0.9938	0.9940	0.9941	0.9943	0.9945	0.9946	0.9948	0.9949	0.9951	0.9952
2.6	0.9953	0.9955	0.9956	0.9957	0.9959	0.9960	0.9961	0.9962	0.9963	0.9964
2.7	0.9965	0.9966	0.9967	0.9968	0.9969	0.9970	0.9971	0.9972	0.9973	0.9974
2.8	0.9974	0.9975	0.9976	0.9977	0.9977	0.9978	0.9979	0.9979	0.9980	0.9981
2.9	0.9981	0.9982	0.9982	0.9983	0.9984	0.9984	0.9985	0.9985	0.9986	0.9986
3.0	0.9987	0.9987	0.9987	0.9988	0.9988	0.9989	0.9989	0.9989	0.9990	0.9990

TABLE 4
Critical Values of the
Student *t* Distribution



Degrees of Freedom	$t_{.100}$	$t_{.050}$	$t_{.025}$	$t_{.010}$	$t_{.005}$
1	3.078	6.314	12.706	31.821	63.657
2	1.886	2.920	4.303	6.965	9.925
3	1.638	2.353	3.182	4.541	5.841
4	1.533	2.132	2.776	3.747	4.604
5	1.476	2.015	2.571	3.365	4.032
6	1.440	1.943	2.447	3.143	3.707
7	1.415	1.895	2.365	2.998	3.499
8	1.397	1.860	2.306	2.896	3.355
9	1.383	1.833	2.262	2.821	3.250
10	1.372	1.812	2.228	2.764	3.169
11	1.363	1.796	2.201	2.718	3.106
12	1.356	1.782	2.179	2.681	3.055
13	1.350	1.771	2.160	2.650	3.012
14	1.345	1.761	2.145	2.624	2.977
15	1.341	1.753	2.131	2.602	2.947
16	1.337	1.746	2.120	2.583	2.921
17	1.333	1.740	2.110	2.567	2.898
18	1.330	1.734	2.101	2.552	2.878
19	1.328	1.729	2.093	2.539	2.861
20	1.325	1.725	2.086	2.528	2.845
21	1.323	1.721	2.080	2.518	2.831
22	1.321	1.717	2.074	2.508	2.819
23	1.319	1.714	2.069	2.500	2.807
24	1.318	1.711	2.064	2.492	2.797
25	1.316	1.708	2.060	2.485	2.787
26	1.315	1.706	2.056	2.479	2.779
27	1.314	1.703	2.052	2.473	2.771
28	1.313	1.701	2.048	2.467	2.763
29	1.311	1.699	2.045	2.462	2.756
30	1.310	1.697	2.042	2.457	2.750
35	1.306	1.690	2.030	2.438	2.724
40	1.303	1.684	2.021	2.423	2.704
45	1.301	1.679	2.014	2.412	2.690
50	1.299	1.676	2.009	2.403	2.678
55	1.297	1.673	2.004	2.396	2.668
60	1.296	1.671	2.000	2.390	2.660
65	1.295	1.669	1.997	2.385	2.654
70	1.294	1.667	1.994	2.381	2.648
75	1.293	1.665	1.992	2.377	2.643
80	1.292	1.664	1.990	2.374	2.639
85	1.292	1.663	1.988	2.371	2.635
90	1.291	1.662	1.987	2.368	2.632
95	1.291	1.661	1.985	2.366	2.629
100	1.290	1.660	1.984	2.364	2.626
110	1.289	1.659	1.982	2.361	2.621
120	1.289	1.658	1.980	2.358	2.617
130	1.288	1.657	1.978	2.355	2.614
140	1.288	1.656	1.977	2.353	2.611
150	1.287	1.655	1.976	2.351	2.609
160	1.287	1.654	1.975	2.350	2.607
170	1.287	1.654	1.974	2.348	2.605
180	1.286	1.653	1.973	2.347	2.603
190	1.286	1.653	1.973	2.346	2.602
200	1.286	1.653	1.972	2.345	2.601
∞	1.282	1.645	1.960	2.326	2.576



DENOMINATOR DEGREES OF FREEDOM	NUMERATOR DEGREES OF FREEDOM																			
	1	2	3	4	5	6	7	8	9	10	11	12	13	14	15	16	17	18	19	20
1	161	199	216	225	230	234	237	239	241	242	243	244	245	245	246	246	247	247	248	248
2	18.5	19.0	19.2	19.2	19.3	19.3	19.4	19.4	19.4	19.4	19.4	19.4	19.4	19.4	19.4	19.4	19.4	19.4	19.4	19.4
3	10.1	9.55	9.28	9.12	9.01	8.94	8.89	8.85	8.81	8.79	8.76	8.74	8.73	8.71	8.70	8.69	8.68	8.67	8.67	8.66
4	7.71	6.94	6.59	6.39	6.26	6.16	6.09	6.04	6.00	5.96	5.94	5.91	5.89	5.87	5.86	5.84	5.83	5.82	5.81	5.80
5	6.61	5.79	5.41	5.19	5.05	4.95	4.88	4.82	4.77	4.74	4.70	4.68	4.66	4.64	4.62	4.60	4.59	4.58	4.57	4.56
6	5.99	5.14	4.76	4.53	4.39	4.28	4.21	4.15	4.10	4.06	4.03	4.00	3.98	3.96	3.94	3.92	3.91	3.90	3.88	3.87
7	5.59	4.74	4.35	4.12	3.97	3.87	3.79	3.73	3.68	3.64	3.60	3.57	3.55	3.53	3.51	3.49	3.48	3.47	3.46	3.44
8	5.32	4.46	4.07	3.84	3.69	3.58	3.50	3.44	3.39	3.35	3.31	3.28	3.26	3.24	3.22	3.20	3.19	3.17	3.16	3.15
9	5.12	4.25	3.86	3.63	3.48	3.37	3.29	3.23	3.18	3.14	3.10	3.07	3.05	3.03	3.01	2.99	2.97	2.96	2.95	2.94
10	4.96	4.10	3.71	3.48	3.33	3.22	3.14	3.07	3.02	2.98	2.94	2.91	2.89	2.86	2.85	2.83	2.81	2.80	2.79	2.77
11	4.84	3.98	3.59	3.36	3.20	3.09	3.01	2.95	2.90	2.85	2.82	2.79	2.76	2.74	2.72	2.70	2.69	2.67	2.66	2.65
12	4.75	3.89	3.49	3.26	3.11	3.00	2.92	2.85	2.80	2.75	2.72	2.69	2.66	2.64	2.62	2.60	2.58	2.57	2.56	2.54
13	4.67	3.81	3.41	3.18	3.03	2.92	2.83	2.77	2.71	2.67	2.63	2.60	2.58	2.55	2.53	2.51	2.50	2.48	2.47	2.45
14	4.60	3.74	3.34	3.11	2.96	2.85	2.76	2.70	2.65	2.60	2.57	2.53	2.51	2.48	2.46	2.44	2.43	2.41	2.40	2.39
15	4.54	3.68	3.29	3.06	2.90	2.79	2.71	2.64	2.59	2.54	2.51	2.48	2.45	2.42	2.40	2.38	2.37	2.35	2.34	2.33
16	4.49	3.63	3.24	3.01	2.85	2.74	2.66	2.59	2.54	2.49	2.46	2.42	2.40	2.37	2.35	2.33	2.32	2.30	2.29	2.28
17	4.45	3.59	3.20	2.96	2.81	2.70	2.61	2.55	2.49	2.45	2.41	2.38	2.35	2.33	2.31	2.29	2.27	2.26	2.24	2.23
18	4.41	3.55	3.16	2.93	2.77	2.66	2.58	2.51	2.46	2.41	2.37	2.34	2.31	2.28	2.26	2.23	2.21	2.20	2.18	2.16
19	4.38	3.52	3.13	2.90	2.74	2.63	2.54	2.48	2.42	2.38	2.34	2.31	2.28	2.25	2.22	2.20	2.17	2.15	2.14	2.12
20	4.35	3.49	3.10	2.87	2.71	2.60	2.51	2.45	2.39	2.35	2.31	2.28	2.25	2.22	2.20	2.18	2.15	2.10	2.08	2.07
22	4.30	3.44	3.05	2.82	2.66	2.55	2.46	2.40	2.34	2.30	2.26	2.23	2.20	2.17	2.15	2.13	2.11	2.09	2.04	2.03
24	4.26	3.40	3.01	2.78	2.62	2.51	2.42	2.36	2.30	2.25	2.22	2.18	2.15	2.12	2.10	2.09	2.07	2.05	2.02	1.99
26	4.20	3.34	2.95	2.72	2.56	2.45	2.36	2.29	2.24	2.19	2.16	2.12	2.09	2.06	2.04	2.02	2.00	1.99	1.97	1.96
28	4.17	3.32	2.92	2.69	2.53	2.42	2.33	2.27	2.21	2.16	2.13	2.09	2.06	2.04	2.01	1.99	1.98	1.96	1.95	1.93
30	4.12	3.27	2.87	2.64	2.49	2.37	2.29	2.22	2.16	2.11	2.07	2.04	2.01	1.99	1.96	1.94	1.92	1.91	1.89	1.88
40	4.08	3.23	2.84	2.61	2.45	2.34	2.25	2.18	2.12	2.08	2.04	2.00	1.97	1.95	1.92	1.90	1.89	1.87	1.85	1.84
45	4.06	3.20	2.81	2.58	2.42	2.31	2.22	2.15	2.10	2.05	2.01	1.97	1.94	1.92	1.89	1.87	1.86	1.84	1.82	1.81
50	4.03	3.18	2.79	2.56	2.40	2.29	2.20	2.13	2.07	2.03	1.99	1.95	1.92	1.89	1.87	1.85	1.83	1.81	1.80	1.78
60	4.00	3.15	2.76	2.53	2.37	2.25	2.17	2.10	2.04	1.99	1.95	1.92	1.89	1.86	1.84	1.82	1.80	1.78	1.76	1.75
70	3.98	3.13	2.74	2.50	2.35	2.23	2.14	2.07	2.02	1.97	1.93	1.89	1.86	1.84	1.82	1.79	1.77	1.75	1.74	1.72
80	3.96	3.11	2.72	2.49	2.33	2.21	2.13	2.06	2.00	1.95	1.91	1.88	1.84	1.82	1.79	1.77	1.75	1.73	1.72	1.70
90	3.95	3.10	2.71	2.47	2.32	2.20	2.11	2.04	1.99	1.94	1.90	1.86	1.83	1.80	1.78	1.76	1.74	1.72	1.70	1.69
100	3.94	3.09	2.70	2.46	2.31	2.19	2.10	2.03	1.97	1.93	1.89	1.85	1.82	1.79	1.77	1.75	1.73	1.71	1.69	1.68
120	3.92	3.07	2.68	2.45	2.29	2.18	2.09	2.02	1.96	1.91	1.87	1.83	1.80	1.78	1.75	1.73	1.71	1.69	1.67	1.66
140	3.91	3.06	2.67	2.44	2.28	2.16	2.08	2.01	1.95	1.90	1.86	1.82	1.79	1.76	1.74	1.72	1.70	1.68	1.66	1.65
160	3.90	3.05	2.66	2.43	2.27	2.16	2.07	2.00	1.94	1.89	1.85	1.81	1.78	1.75	1.73	1.71	1.69	1.67	1.65	1.64
180	3.89	3.05	2.65	2.42	2.26	2.15	2.06	1.99	1.93	1.88	1.84	1.81	1.77	1.75	1.72	1.70	1.68	1.66	1.64	1.63
200	3.89	3.04	2.65	2.42	2.26	2.14	2.06	1.98	1.93	1.88	1.84	1.80	1.77	1.74	1.72	1.69	1.67	1.66	1.64	1.62
∞	3.84	3.00	2.61	2.37	2.21	2.10	2.01	1.94	1.88	1.83	1.79	1.75	1.72	1.69	1.67	1.64	1.62	1.60	1.59	1.57