

國立臺北大學 108 學年度碩士班一般入學考試試題

系(所)組別：統計學系

科目：統計學

第 1 頁 共 6 頁

可 不可使用計算機

I. (50%)

1.1. (10%) Let X have a distribution with p.d.f.

$$f(x) = \frac{e^{-x}}{(1+e^{-x})^2}, \quad -\infty < x < \infty.$$

What is the distribution of $Y = 1/(1+e^{-x})$?

1.2. (10%) A portfolio consists assets A and B. The standard deviation of asset return for A and B is 100 and 150, respectively.

Assume that the standard deviation of portfolio return is 220. What is the correlation of asset return A and B?

1.3. (10%) A state highway patrol periodically samples vehicle speeds at various locations on a particular highway system into

order to test vehicle speeds $H_0: \mu \leq 65$ vs $H_a: \mu > 65$. A sample of 36 vehicles will be selected and the population standard deviation is assumed to be 12 miles per hour. At 0.05 level of significance, what is the probability of making a Type II error when the actual mean speed is 66 miles per hour? ($Z_{0.05} = 1.645$)

1.4. (10%) The data consists of n independently selected pairs $(X_i, Y_i), i=1, 2, \dots, n$. The linear regression line of Y on X is

$\hat{Y} = 30 - 1.5X$. The linear regression line of X on Y is $\hat{X} = 12 - 0.54Y$. What is the absolute value of Pearson correlation coefficient between variables X and Y ?

1.5. (10%) The data consists of n independently selected pairs

$(X_i, Y_i), i=1, 2, \dots, n$. The variances of X and Y are σ_x^2 and σ_y^2 , respectively.

Let $D_i = X_i - Y_i$, the D_i 's are assumed to be normally distributed with variance σ_D^2 and the correlation between X_i and Y_i is ρ .

a. What is the variance of \bar{D} ?

b. If the two-sample t test is incorrectly used to analyze paired data, what will happen to the t value if $\rho > 0$ (underestimated or overestimated)? Justify your answer.

II. (50%)

1. (15%) Suppose X, Y , and Z are independent Poisson random variables, each with mean 1. Find

a. $P(X + Y + Z = 4)$ b. $E[(X + Y)^2]$ c. $P\left(X = 1 \mid \frac{X+Y}{2} = 2\right)$

2. (10%) Suppose that a random sample is to be taken from a Bernoulli distribution for which the value of the parameter p is unknown. Suppose also that it is believed that the value of p is in the neighborhood of 0.2.

a. How large a random sample must be taken in order that $P(|\bar{X}_n - p| \leq 0.1) \geq 0.75$ when $p=0.2$?

b. How large a random sample must be taken in order that $E(|\bar{X}_n - p|^2 \leq 0.01)$ when $p=0.2$?

試題隨卷繳交

接背面

國立臺北大學 108 學年度碩士班一般入學考試試題

系(所)組別：統計學系
科 目：統計學

第 2 頁 共 6 頁

可 不可使用計算機

3. (15%) Suppose that a random sample X_1, \dots, X_n is drawn from a normal distribution for which the value of the mean μ is unknown and the standard deviation is 2, and the following simple hypotheses are to be tested:

$$H_0: \mu = -1$$

$$H_1: \mu = 1$$

Determine the minimum value of $\alpha + \beta$ (type I error+ type II error) that can be attained for each of following values of the sample size n :

a. $n=1$

b. $n=16$

4. (10%) A study classified each of 134 lawyers into one of four groups, based on observation and an interview. The 62 lawyers in group A were categorized as having high levels of stimulation and support and average levels of public spirit. The 52 lawyers in group B had low stimulation, average support, and high public spirit. Group C contained 7 lawyers, with average stimulation, low support, and low public spirit. The 13 lawyers in group D were assessed as low on all three criteria. Salary levels for these four groups were compared. The sample means were 7.87 for group A, 7.47 for group B, 5.14 for group C, and 3.69 for group D. The F ratio calculated from these data was 25.60.

a. Set out complete analysis of variance table.

b. Test the null hypothesis that the population mean salaries are the same for lawyers in these four groups at the 1% level.

國立臺北大學 108 學年度碩士班一般入學考試試題

系(所)組別：統計學系

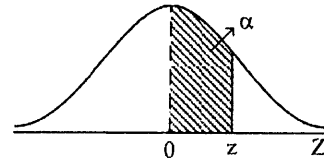
科 目：統計學

第 3 頁 共 6 頁

可 不可使用計算機

z 分配表

$$P(0 < Z < z) = \alpha$$



z	0.00	0.01	0.02	0.03	0.04	0.05	0.06	0.07	0.08	0.09
0.0	0.0000	0.0040	0.0080	0.0120	0.0160	0.0199	0.0239	0.0279	0.0319	0.0359
0.1	0.0398	0.0438	0.0478	0.0517	0.0557	0.0596	0.0636	0.0675	0.0714	0.0753
0.2	0.0793	0.0832	0.0871	0.0910	0.0948	0.0987	0.1026	0.1064	0.1103	0.1141
0.3	0.1179	0.1217	0.1255	0.1293	0.1331	0.1368	0.1406	0.1443	0.1480	0.1517
0.4	0.1554	0.1591	0.1628	0.1664	0.1700	0.1736	0.1772	0.1808	0.1844	0.1879
0.5	0.1915	0.1950	0.1985	0.2019	0.2054	0.2088	0.2123	0.2157	0.2190	0.2224
0.6	0.2257	0.2291	0.2324	0.2357	0.2389	0.2422	0.2454	0.2486	0.2517	0.2549
0.7	0.2580	0.2611	0.2642	0.2673	0.2704	0.2734	0.2764	0.2794	0.2823	0.2852
0.8	0.2881	0.2910	0.2939	0.2967	0.2995	0.3023	0.3051	0.3078	0.3106	0.3133
0.9	0.3159	0.3186	0.3212	0.3238	0.3264	0.3289	0.3315	0.3340	0.3365	0.3389
1.0	0.3413	0.3438	0.3461	0.3485	0.3508	0.3531	0.3554	0.3577	0.3599	0.3621
1.1	0.3643	0.3665	0.3686	0.3708	0.3729	0.3749	0.3770	0.3790	0.3810	0.3830
1.2	0.3849	0.3869	0.3888	0.3907	0.3925	0.3944	0.3962	0.3980	0.3997	0.4015
1.3	0.4032	0.4049	0.4066	0.4082	0.4099	0.4115	0.4131	0.4147	0.4162	0.4177
1.4	0.4192	0.4207	0.4222	0.4236	0.4251	0.4265	0.4279	0.4292	0.4306	0.4319
1.5	0.4332	0.4345	0.4357	0.4370	0.4382	0.4394	0.4406	0.4418	0.4429	0.4441
1.6	0.4452	0.4463	0.4474	0.4484	0.4495	0.4505	0.4515	0.4525	0.4535	0.4545
1.7	0.4554	0.4564	0.4573	0.4582	0.4591	0.4599	0.4608	0.4616	0.4625	0.4633
1.8	0.4641	0.4649	0.4656	0.4664	0.4671	0.4678	0.4686	0.4693	0.4699	0.4706
1.9	0.4713	0.4719	0.4726	0.4732	0.4738	0.4744	0.4750	0.4756	0.4761	0.4767
2.0	0.4772	0.4778	0.4783	0.4788	0.4793	0.4798	0.4803	0.4808	0.4812	0.4817
2.1	0.4821	0.4826	0.4830	0.4834	0.4838	0.4842	0.4846	0.4850	0.4854	0.4857
2.2	0.4861	0.4864	0.4868	0.4871	0.4875	0.4878	0.4881	0.4884	0.4887	0.4890
2.3	0.4893	0.4896	0.4898	0.4901	0.4904	0.4906	0.4909	0.4911	0.4913	0.4916
2.4	0.4918	0.4920	0.4922	0.4925	0.4927	0.4929	0.4931	0.4932	0.4934	0.4936
2.5	0.4938	0.4940	0.4941	0.4943	0.4945	0.4946	0.4948	0.4949	0.4951	0.4952
2.6	0.4953	0.4955	0.4956	0.4957	0.4959	0.4960	0.4961	0.4962	0.4963	0.4964
2.7	0.4965	0.4966	0.4967	0.4968	0.4969	0.4970	0.4971	0.4972	0.4973	0.4974
2.8	0.4974	0.4975	0.4976	0.4977	0.4977	0.4978	0.4979	0.4979	0.4980	0.4981
2.9	0.4981	0.4982	0.4982	0.4983	0.4984	0.4984	0.4985	0.4985	0.4986	0.4986
3.0	0.4987	0.4987	0.4987	0.4988	0.4988	0.4989	0.4989	0.4989	0.4990	0.4990
3.1	0.4990	0.4991	0.4991	0.4991	0.4992	0.4992	0.4992	0.4992	0.4993	0.4993
3.2	0.4993	0.4993	0.4994	0.4994	0.4994	0.4994	0.4994	0.4995	0.4995	0.4995
3.3	0.4995	0.4995	0.4995	0.4996	0.4996	0.4996	0.4996	0.4996	0.4996	0.4997
3.4	0.4997	0.4997	0.4997	0.4997	0.4997	0.4997	0.4997	0.4997	0.4997	0.4998
3.5	0.4998	0.4998	0.4998	0.4998	0.4998	0.4998	0.4998	0.4998	0.4998	0.4998

試題隨卷繳交

接背面

國立臺北大學 108 學年度碩士班一般入學考試試題

系(所)組別：統計學系

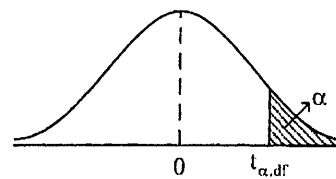
科 目：統計學

第 4 頁 共 6 頁

可 不可使用計算機

t 分配臨界值表

$$P(t_{df} > t_{\alpha, df}) = \alpha$$



df	α											
	0.25	0.20	0.15	0.10	0.05	0.025	0.02	0.01	0.005	0.0025	0.001	0.0005
1	1.000	1.376	1.963	3.078	6.314	12.710	15.890	31.820	63.660	127.30	318.30	636.60
2	0.816	1.061	1.386	1.886	2.920	4.303	4.849	6.965	9.925	14.090	22.330	31.600
3	0.765	0.978	1.250	1.638	2.353	3.182	3.482	4.541	5.841	7.453	10.210	12.920
4	0.741	0.941	1.190	1.533	2.132	2.776	2.999	3.747	4.604	5.598	7.173	8.610
5	0.727	0.920	1.156	1.476	2.015	2.571	2.757	3.365	4.032	4.773	5.893	6.869
6	0.718	0.906	1.134	1.440	1.943	2.447	2.612	3.143	3.707	4.317	5.208	5.959
7	0.711	0.896	1.119	1.415	1.895	2.365	2.517	2.998	3.499	4.029	4.785	5.408
8	0.706	0.889	1.108	1.397	1.860	2.306	2.449	2.896	3.355	3.833	4.501	5.041
9	0.703	0.883	1.100	1.383	1.833	2.262	2.398	2.821	3.250	3.690	4.297	4.781
10	0.700	0.879	1.093	1.372	1.812	2.228	2.359	2.764	3.169	3.581	4.144	4.587
11	0.697	0.876	1.088	1.363	1.796	2.201	2.328	2.718	3.106	3.497	4.025	4.437
12	0.695	0.873	1.083	1.356	1.782	2.179	2.303	2.681	3.055	3.428	3.930	4.318
13	0.694	0.870	1.079	1.350	1.771	2.160	2.282	2.650	3.012	3.372	3.852	4.221
14	0.692	0.868	1.076	1.345	1.761	2.145	2.264	2.624	2.977	3.326	3.787	4.140
15	0.691	0.866	1.074	1.341	1.753	2.131	2.249	2.602	2.947	3.286	3.733	4.073
16	0.690	0.865	1.071	1.337	1.746	2.120	2.235	2.583	2.921	3.252	3.686	4.015
17	0.689	0.863	1.069	1.333	1.740	2.110	2.224	2.567	2.898	3.222	3.646	3.965
18	0.688	0.862	1.067	1.330	1.734	2.101	2.214	2.552	2.878	3.197	3.611	3.922
19	0.688	0.861	1.066	1.328	1.729	2.093	2.205	2.539	2.861	3.174	3.579	3.883
20	0.687	0.860	1.064	1.325	1.725	2.086	2.197	2.528	2.845	3.153	3.552	3.850
21	0.686	0.859	1.063	1.323	1.721	2.080	2.189	2.518	2.831	3.135	3.527	3.819
22	0.686	0.858	1.061	1.321	1.717	2.074	2.183	2.508	2.819	3.119	3.505	3.792
23	0.685	0.858	1.060	1.319	1.714	2.069	2.177	2.500	2.807	3.104	3.485	3.768
24	0.685	0.857	1.059	1.318	1.711	2.064	2.172	2.492	2.797	3.091	3.467	3.745
25	0.684	0.856	1.058	1.316	1.708	2.060	2.167	2.485	2.787	3.078	3.450	3.725
26	0.684	0.856	1.058	1.315	1.706	2.056	2.162	2.479	2.779	3.067	3.435	3.707
27	0.684	0.855	1.057	1.314	1.703	2.052	2.158	2.473	2.771	3.057	3.421	3.690
28	0.683	0.855	1.056	1.313	1.701	2.048	2.154	2.467	2.763	3.047	3.408	3.674
29	0.683	0.854	1.055	1.311	1.699	2.045	2.150	2.462	2.756	3.038	3.396	3.659
30	0.683	0.854	1.055	1.310	1.697	2.042	2.147	2.457	2.750	3.030	3.385	3.646
40	0.681	0.851	1.050	1.303	1.684	2.021	2.123	2.423	2.704	2.971	3.307	3.551
50	0.679	0.849	1.047	1.299	1.676	2.009	2.109	2.403	2.678	2.937	3.261	3.496
60	0.679	0.848	1.045	1.296	1.671	2.000	2.099	2.390	2.660	2.915	3.232	3.460
80	0.678	0.846	1.043	1.292	1.664	1.990	2.088	2.374	2.639	2.887	3.195	3.416
100	0.677	0.845	1.042	1.290	1.660	1.984	2.081	2.364	2.626	2.871	3.174	3.390
1000	0.675	0.842	1.037	1.282	1.646	1.962	2.056	2.330	2.581	2.813	3.098	3.300
z	0.674	0.841	1.036	1.282	1.645	1.960	2.054	2.326	2.576	2.807	3.091	3.291

試題隨卷繳交

接下頁

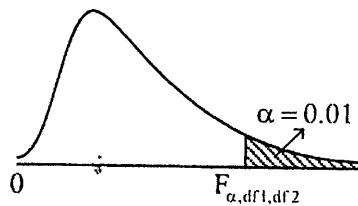
國立臺北大學 108 學年度碩士班一般入學考試試題

系(所)組別：統計學系
 科 目：統計學

第 5 頁 共 6 頁
可 不可使用計算機

F 分配臨界值表

$$P(F_{df_1, df_2} > F_{\alpha, df_1, df_2}) = \alpha = 0.01$$



df ₂	df ₁ 分子自由度																		
	1	2	3	4	5	6	7	8	9	10	12	15	20	24	30	40	60	120	∞
1	4052.2	4999.5	5403.4	5624.6	5763.7	5859.0	5928.4	5981.1	6022.5	6055.8	6106.3	6157.3	6208.7	6234.6	6260.6	6286.8	6313.0	6339.4	6365.9
2	98.50	99.00	99.17	99.25	99.30	99.33	99.36	99.37	99.39	99.40	99.42	99.43	99.45	99.46	99.47	99.47	99.48	99.49	99.50
3	34.12	30.82	29.46	28.71	28.24	27.91	27.67	27.49	27.35	27.23	27.05	26.87	26.69	26.60	26.51	26.41	26.32	26.22	26.13
4	21.20	18.00	16.69	15.98	15.52	15.21	14.98	14.80	14.66	14.55	14.37	14.20	14.02	13.93	13.84	13.75	13.65	13.56	13.46
5	16.26	13.27	12.06	11.39	10.97	10.67	10.46	10.29	10.16	10.05	9.89	9.72	9.55	9.47	9.38	9.29	9.20	9.11	9.02
6	13.75	10.93	9.78	9.15	8.75	8.47	8.26	8.10	7.98	7.87	7.72	7.56	7.40	7.31	7.23	7.14	7.06	6.97	6.88
7	12.25	9.55	8.45	7.85	7.46	7.19	6.99	6.84	6.72	6.62	6.47	6.31	6.16	6.07	5.99	5.91	5.82	5.74	5.65
8	11.26	8.65	7.59	7.01	6.63	6.37	6.18	6.03	5.91	5.81	5.67	5.52	5.36	5.28	5.20	5.12	5.03	4.95	4.86
9	10.56	8.02	6.99	6.42	6.06	5.80	5.61	5.47	5.35	5.26	5.11	4.96	4.81	4.73	4.65	4.57	4.48	4.40	4.31
10	10.04	7.56	6.55	5.99	5.64	5.39	5.20	5.06	4.94	4.85	4.71	4.56	4.41	4.33	4.25	4.17	4.08	4.00	3.91
11	9.65	7.21	6.22	5.67	5.32	5.07	4.89	4.74	4.63	4.54	4.40	4.25	4.10	4.02	3.94	3.86	3.78	3.69	3.60
12	9.33	6.93	5.95	5.41	5.06	4.82	4.64	4.50	4.39	4.30	4.16	4.01	3.86	3.78	3.70	3.62	3.54	3.45	3.36
13	9.07	6.70	5.74	5.21	4.86	4.62	4.44	4.30	4.19	4.10	3.96	3.82	3.67	3.59	3.51	3.43	3.34	3.26	3.17
14	8.86	6.52	5.56	5.04	4.70	4.46	4.28	4.14	4.03	3.94	3.80	3.66	3.51	3.43	3.35	3.27	3.18	3.09	3.00
15	8.68	6.36	5.42	4.89	4.56	4.32	4.14	4.00	3.90	3.81	3.67	3.52	3.37	3.29	3.21	3.13	3.05	2.96	2.87
16	8.53	6.23	5.29	4.77	4.44	4.20	4.03	3.89	3.78	3.69	3.55	3.41	3.26	3.18	3.10	3.02	2.93	2.85	2.75
17	8.40	6.11	5.19	4.67	4.34	4.10	3.93	3.79	3.68	3.59	3.46	3.31	3.16	3.08	3.00	2.92	2.84	2.75	2.65
18	8.29	6.01	5.09	4.58	4.25	4.02	3.84	3.71	3.60	3.51	3.37	3.23	3.08	3.00	2.92	2.84	2.75	2.66	2.57
19	8.19	5.93	5.01	4.50	4.17	3.94	3.77	3.63	3.52	3.43	3.30	3.15	3.00	2.93	2.84	2.76	2.67	2.58	2.49
20	8.10	5.85	4.94	4.43	4.10	3.87	3.70	3.56	3.46	3.37	3.23	3.09	2.94	2.86	2.78	2.70	2.61	2.52	2.42
21	8.02	5.78	4.87	4.37	4.04	3.81	3.64	3.51	3.40	3.31	3.17	3.03	2.88	2.80	2.72	2.64	2.55	2.46	2.36
22	7.95	5.72	4.82	4.31	3.99	3.76	3.59	3.45	3.35	3.26	3.12	2.98	2.83	2.75	2.67	2.58	2.50	2.40	2.31
23	7.88	5.66	4.77	4.26	3.94	3.71	3.54	3.41	3.30	3.21	3.07	2.93	2.78	2.70	2.62	2.54	2.45	2.35	2.26
24	7.82	5.61	4.72	4.22	3.90	3.67	3.50	3.36	3.26	3.17	3.03	2.89	2.74	2.66	2.58	2.49	2.40	2.31	2.21
25	7.77	5.57	4.68	4.18	3.86	3.63	3.46	3.32	3.22	3.13	2.99	2.85	2.70	2.62	2.54	2.45	2.36	2.27	2.17
26	7.72	5.53	4.64	4.14	3.82	3.59	3.42	3.29	3.18	3.09	2.96	2.82	2.66	2.59	2.50	2.42	2.33	2.23	2.13
27	7.68	5.49	4.60	4.11	3.79	3.56	3.39	3.26	3.15	3.06	2.93	2.78	2.63	2.55	2.47	2.38	2.29	2.20	2.10
28	7.64	5.45	4.57	4.07	3.75	3.53	3.36	3.23	3.12	3.03	2.90	2.75	2.60	2.52	2.44	2.35	2.26	2.17	2.06
29	7.60	5.42	4.54	4.05	3.73	3.50	3.33	3.20	3.09	3.01	2.87	2.73	2.57	2.50	2.41	2.33	2.23	2.14	2.03
30	7.56	5.39	4.51	4.02	3.70	3.47	3.30	3.17	3.07	2.98	2.84	2.70	2.55	2.47	2.39	2.30	2.21	2.11	2.01
40	7.31	5.18	4.31	3.83	3.51	3.29	3.12	2.99	2.89	2.80	2.67	2.52	2.37	2.29	2.20	2.11	2.02	1.92	1.81
60	7.08	4.98	4.13	3.65	3.34	3.12	2.95	2.82	2.72	2.63	2.50	2.35	2.20	2.12	2.03	1.94	1.84	1.73	1.60
120	6.85	4.79	3.95	3.48	3.17	2.96	2.79	2.66	2.56	2.47	2.34	2.19	2.04	1.95	1.86	1.76	1.66	1.53	1.38
∞	6.64	4.61	3.78	3.32	3.02	2.80	2.64	2.51	2.41	2.32	2.19	2.04	1.88	1.79	1.70	1.59	1.47	1.33	1.00

國立臺北大學 108 學年度碩士班一般入學考試試題

系(所)組別：統計學系

科 目：統計學

第 6 頁 共 6 頁

可 不可使用計算機

二項分配累積機率表 $P(X \leq k) = \sum_{x=0}^k C_x^n p^x (1-p)^{n-x}$

n	k	p												
		0.01	0.05	0.1	0.2	0.3	0.4	0.5	0.6	0.7	0.8	0.9	0.95	0.99
5	0	0.951	0.774	0.590	0.328	0.168	0.078	0.031	0.010	0.002	0.000	0.000	0.000	0.000
	1	0.999	0.977	0.919	0.737	0.528	0.337	0.188	0.087	0.031	0.007	0.000	0.000	0.000
	2	1.000	0.999	0.991	0.942	0.837	0.683	0.500	0.317	0.163	0.058	0.009	0.001	0.000
	3	1.000	1.000	1.000	0.993	0.969	0.913	0.813	0.663	0.472	0.263	0.081	0.023	0.001
	4	1.000	1.000	1.000	1.000	0.998	0.990	0.969	0.922	0.832	0.672	0.410	0.226	0.049
6	0	0.941	0.735	0.531	0.262	0.118	0.047	0.016	0.004	0.001	0.000	0.000	0.000	0.000
	1	0.999	0.967	0.886	0.655	0.420	0.233	0.109	0.041	0.011	0.002	0.000	0.000	0.000
	2	1.000	0.998	0.984	0.901	0.744	0.544	0.344	0.179	0.070	0.017	0.001	0.000	0.000
	3	1.000	1.000	0.999	0.983	0.930	0.821	0.656	0.456	0.256	0.099	0.016	0.002	0.000
	4	1.000	1.000	1.000	0.998	0.989	0.959	0.891	0.767	0.580	0.345	0.114	0.033	0.001
	5	1.000	1.000	1.000	1.000	0.999	0.996	0.984	0.953	0.882	0.738	0.469	0.265	0.059
7	0	0.932	0.698	0.478	0.210	0.082	0.028	0.008	0.002	0.000	0.000	0.000	0.000	0.000
	1	0.998	0.956	0.850	0.577	0.329	0.159	0.063	0.019	0.004	0.000	0.000	0.000	0.000
	2	1.000	0.996	0.974	0.852	0.647	0.420	0.227	0.096	0.029	0.005	0.000	0.000	0.000
	3	1.000	1.000	0.997	0.967	0.874	0.710	0.500	0.290	0.126	0.033	0.003	0.000	0.000
	4	1.000	1.000	1.000	0.995	0.971	0.904	0.773	0.580	0.353	0.148	0.026	0.004	0.000
	5	1.000	1.000	1.000	1.000	0.996	0.981	0.938	0.841	0.671	0.423	0.150	0.044	0.002
	6	1.000	1.000	1.000	1.000	1.000	0.998	0.992	0.972	0.918	0.790	0.522	0.302	0.068
8	0	0.923	0.663	0.430	0.168	0.058	0.017	0.004	0.001	0.000	0.000	0.000	0.000	0.000
	1	0.997	0.943	0.813	0.503	0.255	0.106	0.035	0.009	0.001	0.000	0.000	0.000	0.000
	2	1.000	0.994	0.962	0.797	0.552	0.315	0.145	0.050	0.011	0.001	0.000	0.000	0.000
	3	1.000	1.000	0.995	0.944	0.806	0.594	0.363	0.174	0.058	0.010	0.000	0.000	0.000
	4	1.000	1.000	1.000	0.990	0.942	0.826	0.637	0.406	0.194	0.056	0.005	0.000	0.000
	5	1.000	1.000	1.000	0.999	0.989	0.950	0.855	0.685	0.448	0.203	0.038	0.006	0.000
	6	1.000	1.000	1.000	1.000	0.999	0.991	0.965	0.894	0.745	0.497	0.187	0.057	0.003
	7	1.000	1.000	1.000	1.000	1.000	0.999	0.996	0.983	0.942	0.832	0.570	0.337	0.077
9	0	0.914	0.630	0.387	0.134	0.040	0.010	0.002	0.000	0.000	0.000	0.000	0.000	0.000
	1	0.997	0.929	0.775	0.436	0.196	0.071	0.020	0.004	0.000	0.000	0.000	0.000	0.000
	2	1.000	0.992	0.947	0.738	0.463	0.232	0.090	0.025	0.004	0.000	0.000	0.000	0.000
	3	1.000	0.999	0.992	0.914	0.730	0.483	0.254	0.099	0.025	0.003	0.000	0.000	0.000
	4	1.000	1.000	0.999	0.980	0.901	0.733	0.500	0.267	0.099	0.020	0.001	0.000	0.000
	5	1.000	1.000	1.000	0.997	0.975	0.901	0.746	0.517	0.270	0.086	0.008	0.001	0.000
	6	1.000	1.000	1.000	1.000	0.996	0.975	0.910	0.768	0.537	0.262	0.053	0.008	0.000
	7	1.000	1.000	1.000	1.000	1.000	0.996	0.980	0.929	0.804	0.564	0.225	0.071	0.003
	8	1.000	1.000	1.000	1.000	1.000	1.000	0.998	0.990	0.960	0.866	0.613	0.370	0.086
10	0	0.904	0.599	0.349	0.107	0.028	0.006	0.001	0.000	0.000	0.000	0.000	0.000	0.000
	1	0.996	0.914	0.736	0.376	0.149	0.046	0.011	0.002	0.000	0.000	0.000	0.000	0.000
	2	1.000	0.988	0.930	0.678	0.383	0.167	0.055	0.012	0.002	0.000	0.000	0.000	0.000
	3	1.000	0.999	0.987	0.879	0.650	0.382	0.172	0.055	0.011	0.001	0.000	0.000	0.000
	4	1.000	1.000	0.998	0.967	0.850	0.633	0.377	0.166	0.047	0.006	0.000	0.000	0.000
	5	1.000	1.000	1.000	0.994	0.953	0.834	0.623	0.367	0.150	0.033	0.002	0.000	0.000
	6	1.000	1.000	1.000	0.999	0.989	0.945	0.828	0.618	0.350	0.121	0.013	0.001	0.000
	7	1.000	1.000	1.000	1.000	0.998	0.988	0.945	0.833	0.617	0.322	0.070	0.012	0.000
	8	1.000	1.000	1.000	1.000	1.000	0.998	0.989	0.954	0.851	0.624	0.264	0.086	0.004
	9	1.000	1.000	1.000	1.000	1.000	1.000	0.999	0.994	0.972	0.893	0.651	0.401	0.096

試題隨卷繳交