

國立臺北大學 108 學年度碩士班一般入學考試試題

系（所）組別：國際企業研究所

科 目：統計學

第 1 頁 共 8 頁

可 不可 使用計算機

I. 50%

1.1 (10%) Let the random variable X have the pmf $f(x) = \frac{(|x|+1)^2}{9}$, $x = -1, 0, 1$

(a) (5%) Find $E(X)$.

(b) (5%) Find $E(3X^2 - 2X + 4)$.

1.2 (10%) It is claimed that 15% of the ducks in a particular region have patent schistosome infection. Suppose that seven ducks are selected at random. Let X equal the number of ducks that are infected.

(a) (5%) Find $P(X = 1)$,

(b) (5%) Find $P(X \geq 2)$,

1.3 (10%) If X is normally distributed with a mean of 77 and a variance of 25. Let \bar{X} be the mean of a random sample of size 16 from this distribution.

(a) (5%) Find $P(77 < X < 79.5)$.

(b) (5%) Find $P(77 < \bar{X} < 79.5)$.

1.4 (10%) Suppose the population is normally distributed with unknown standard deviation σ . Consider the following random sample of 4 observations: 25, 47, 32, 56.

(a) (5%) Find a point estimate of σ .

(b) (5%) Find a 95% confidence interval for μ .

1.5 (10%) Let X and Y denote the tarsus lengths of male and female grackles, and μ_x and μ_y are the male and female mean tarsus lengths, respectively. Two samples of size 25 are taken from each populations assumed to be normally with equal variances. The male sample has a mean of 35.5 and standard deviation 3.0 while the female sample has a mean of 33.0 and standard deviation 4.0. We want to test the hypothesis that the mean tarsus lengths are equal against the hypothesis that male has longer tarsus lengths.

(a) (2%) Write the null and alternative hypotheses with symbols.

(b) (6%) Compute the test statistics.

(c) (2%) Use 0.05 as significance level and draw a conclusion.

試題隨卷繳交

接背面

國立臺北大學 108 學年度碩士班一般入學考試試題

系(所)組別：國際企業研究所

科 目：統計學

第 2 頁 共 8 頁

可 不可使用計算機

Table 1. Standard Normal Cumulative Probabilities (Entries are cumulative probability for z is the area under the standard normal curve to the left of z)

z	0.00	0.01	0.02	0.03	0.04	0.05	0.06	0.07	0.08	0.09
0.0	0.5000	0.5040	0.5080	0.5120	0.5160	0.5199	0.5239	0.5279	0.5319	0.5359
0.1	0.5398	0.5438	0.5478	0.5517	0.5557	0.5596	0.5636	0.5675	0.5714	0.5753
0.2	0.5793	0.5832	0.5871	0.5910	0.5948	0.5987	0.6026	0.6064	0.6103	0.6141
0.3	0.6179	0.6217	0.6255	0.6293	0.6331	0.6368	0.6406	0.6443	0.6480	0.6517
0.4	0.6554	0.6591	0.6628	0.6664	0.6700	0.6736	0.6772	0.6808	0.6844	0.6879
0.5	0.6915	0.6950	0.6985	0.7019	0.7054	0.7088	0.7123	0.7157	0.7190	0.7224
0.6	0.7257	0.7291	0.7324	0.7357	0.7389	0.7422	0.7454	0.7486	0.7517	0.7549
0.7	0.7580	0.7611	0.7642	0.7673	0.7704	0.7734	0.7764	0.7794	0.7823	0.7852
0.8	0.7881	0.7910	0.7939	0.7967	0.7995	0.8023	0.8051	0.8078	0.8106	0.8133
0.9	0.8159	0.8186	0.8212	0.8238	0.8264	0.8289	0.8315	0.8340	0.8365	0.8389
1.0	0.8413	0.8438	0.8461	0.8485	0.8508	0.8531	0.8554	0.8577	0.8599	0.8621
1.1	0.8643	0.8665	0.8686	0.8708	0.8729	0.8749	0.8770	0.8790	0.8810	0.8830
1.2	0.8849	0.8869	0.8888	0.8907	0.8925	0.8944	0.8962	0.8980	0.8997	0.9015
1.3	0.9032	0.9049	0.9066	0.9082	0.9099	0.9115	0.9131	0.9147	0.9162	0.9177
1.4	0.9192	0.9207	0.9222	0.9236	0.9251	0.9265	0.9279	0.9292	0.9306	0.9319
1.5	0.9332	0.9345	0.9357	0.9370	0.9382	0.9394	0.9406	0.9418	0.9429	0.9441
1.6	0.9452	0.9463	0.9474	0.9484	0.9495	0.9505	0.9515	0.9525	0.9535	0.9545
1.7	0.9554	0.9564	0.9573	0.9582	0.9591	0.9599	0.9608	0.9616	0.9625	0.9633
1.8	0.9641	0.9649	0.9656	0.9664	0.9671	0.9678	0.9686	0.9693	0.9699	0.9706
1.9	0.9713	0.9719	0.9726	0.9732	0.9738	0.9744	0.9750	0.9756	0.9761	0.9767
2.0	0.9772	0.9778	0.9783	0.9788	0.9793	0.9798	0.9803	0.9808	0.9812	0.9817
2.1	0.9821	0.9826	0.9830	0.9834	0.9838	0.9842	0.9846	0.9850	0.9854	0.9857
2.2	0.9861	0.9864	0.9868	0.9871	0.9875	0.9878	0.9881	0.9884	0.9887	0.9890
2.3	0.9893	0.9896	0.9898	0.9901	0.9904	0.9906	0.9909	0.9911	0.9913	0.9916
2.4	0.9918	0.9920	0.9922	0.9925	0.9927	0.9929	0.9931	0.9932	0.9934	0.9936
2.5	0.9938	0.9940	0.9941	0.9943	0.9945	0.9946	0.9948	0.9949	0.9951	0.9952
2.6	0.9953	0.9955	0.9956	0.9957	0.9959	0.9960	0.9961	0.9962	0.9963	0.9964
2.7	0.9965	0.9966	0.9967	0.9968	0.9969	0.9970	0.9971	0.9972	0.9973	0.9974
2.8	0.9974	0.9975	0.9976	0.9977	0.9977	0.9978	0.9979	0.9979	0.9980	0.9981
2.9	0.9981	0.9982	0.9982	0.9983	0.9984	0.9984	0.9985	0.9985	0.9986	0.9986
3.0	0.9987	0.9987	0.9987	0.9988	0.9988	0.9989	0.9989	0.9989	0.9990	0.9990

試題隨卷繳交

接下頁

國立臺北大學 108 學年度碩士班一般入學考試試題

系（所）組別：國際企業研究所

科 目：統計學

第 3 頁 共 8 頁

可 不可 使用計算機

II. (50%)

2.1 (20%) 選擇題 (單選題，共 10 題，每題 2 分)

1. In order not to violate the requirements necessary to use the chi-square distribution, each expected frequency in a goodness of fit test must be
 - a. at least 5
 - b. at least 10
 - c. no more than 5
 - d. less than 2
2. The sampling distribution for a goodness of fit test is the
 - a. Poisson distribution
 - b. t distribution
 - c. normal distribution
 - d. chi-square distribution
3. An ANOVA procedure is applied to data obtained from 6 independent samples where each sample contains 20 observations. The degrees of freedom for the critical value of F are
 - a. 6 numerator and 20 denominator degrees of freedom
 - b. 5 numerator and 20 denominator degrees of freedom
 - c. 5 numerator and 114 denominator degrees of freedom
 - d. 6 numerator and 20 denominator degrees of freedom
4. In an analysis of variance problem involving 3 treatments and 10 observations per treatment, $SSE = 399.6$. The MSE for this situation is
 - a. 133.2
 - b. 13.32
 - c. 14.8
 - d. 30.0
5. In regression analysis, the unbiased estimate of the variance is
 - a. coefficient of correlation
 - b. coefficient of determination
 - c. mean square error
 - d. slope of the regression equation
6. In simple linear regression analysis, which of the following is **not** true?
 - a. The F test and the t test yield the same conclusion.
 - b. The F test and the t test may or may not yield the same conclusion.
 - c. The relationship between X and Y is represented by means of a straight line.
 - d. The value of $F = t^2$.

試題隨卷繳交

接背面

國立臺北大學 108 學年度碩士班一般入學考試試題

系（所）組別：國際企業研究所

科 目：統計學

第 4 頁 共 8 頁

可 不可使用計算機

7. In a regression and correlation analysis if $r^2 = 1$, then
- SSE = SST
 - SSE = 1
 - SSR = SSE
 - SSR = SST
8. In order to determine whether or not the means of two populations are equal,
- a t test must be performed.
 - an analysis of variance must be performed.
 - either a t test or an analysis of variance can be performed.
 - a chi-square test can be performed.
9. In a regression model involving more than one independent variable, which of the following tests must be used in order to determine if the relationship between the dependent variable and the set of independent variables is significant?
- t test
 - F test
 - Either a t test or a chi-square test can be used.
 - chi-square test
10. In regression analysis, which of the following is **not** a required assumption about the error term?
- The expected value of the error term is one.
 - The variance of the error term is the same for all values of X .
 - The values of the error term are independent.
 - The error term is normally distributed.

2.2 (10%) Among 100 managers with degrees in business administration, the following data have been accumulated as to their fields of concentration.

Major	Position		TOTAL
	Top Management	Middle Management	
Management	28	22	50
Marketing	12	8	20
Accounting	10	20	30
TOTAL	50	50	100

To test if the position in management is independent of field (major) of concentration,

- (5%) State the null and alternative hypotheses.
- (5%) At 95% confidence using the p -value approach, test the hypotheses. What is your conclusion? (For the test, give the null and alternative hypotheses, test statistic, and conclusion.)

試題隨卷繳交

接下頁

國立臺北大學 108 學年度碩士班一般入學考試試題

系（所）組別：國際企業研究所

科 目：統計學

第 5 頁 共 8 頁

可 不可 使用計算機

2.3 (10%) Employees of AAA Corporation are about to undergo a retraining program. Management is trying to determine which of three programs is the best. They believe that the effectiveness of the programs may be influenced by sex. A factorial experiment was designed. You are given the following information of score.

<i>Factor B (Sex)</i>		
<i>Factor A (Program)</i>	1	2
A	26 19 20 21	24 21 20 23
B	30 24 25 29	33 27 31 29
C	26 22 27 17	31 23 24 26

Given SSA=184.33, SSB=28.17, SSAB=8.33, SST=405.83

- (a) (5%) Set up the ANOVA table.
- (b) (5%) What advice would you give AAA Corporation? Use a .05 level of significance. (Hint: Test for any significant differences due to programs, sex, and interaction. For each test, give the null and alternative hypotheses, test statistics, and conclusion.)

2.4 (10%) Multiple regression analysis was used to study how an individual's income (Y in thousands of dollars) is influenced by age (X_1 in years), level of education (X_2 ranging from 1 to 5), and the person's gender (X_3 where 0 = female and 1 = male). The following is a partial result of computer output that was used on a sample of 20 individuals.

ANOVA				
	<i>df</i>	<i>SS</i>	<i>MS</i>	<i>F</i>
Regression		84		
Residual		112		

Predictor	<i>Coefficients</i>	<i>Standard Error of Coefficient</i>
Constant	21.00	0.70
X_1	0.62	0.10
X_2	0.92	0.19
X_3	-0.51	0.92

- (a) (2%) Present the estimated regression equation and compute the coefficient of determination. Explain it.
- (b) (2%) Use the t test to determine the significance of each independent variable. Let $\alpha = 0.05$. (For each test, give the null and alternative hypotheses, test statistic, and conclusion.)
- (c) (2%) Use the F test to determine the whether or not the regression model is significant. Let $\alpha = 0.05$. (For the test, give the null and alternative hypotheses, test statistic, and conclusion.)
- (d) (2%) Does the estimated regression equation provide a good fit for the observed data? Explain it based upon the results from part (a), (b), and (c).)
- (e) (2%) Suppose a new person with $X_1=40$, $X_2=4$, $X_3=1$. Use the estimated regression equation from part (a) to estimate the new person's income.

國立臺北大學 108 學年度碩士班一般入學考試試題

系(所)組別：國際企業研究所

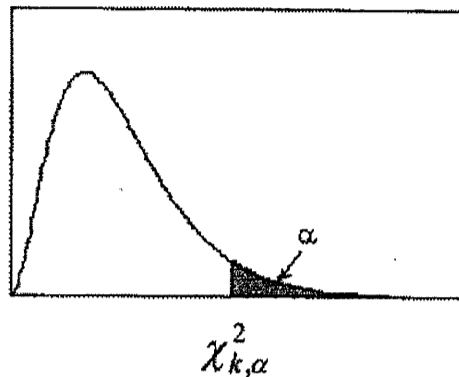
科 目：統計學

第 6 頁 共 8 頁

可 不可使用計算機

表2.卡方分配表

$$P(\chi_k^2 \geq \chi_{k,\alpha}^2) = \alpha$$



自由度	單尾顯著水準							
	0.99	0.975	0.95	0.9	0.1	0.05	0.025	0.01
1	0.0002	0.0010	0.0039	0.0158	2.7055	3.8415	5.0239	6.6349
2	0.0201	0.0506	0.1026	0.2107	4.6052	5.9915	7.3778	9.2103
3	0.1148	0.2158	0.3518	0.5844	6.2514	7.8147	9.3484	11.3449
4	0.2971	0.4844	0.7107	1.0636	7.7794	9.4877	11.1433	13.2767
5	0.5543	0.8312	1.1455	1.6103	9.2364	11.0705	12.8325	15.0863
6	0.8721	1.2373	1.6354	2.2041	10.6446	12.5916	14.4494	16.8119
7	1.2390	1.6899	2.1674	2.8331	12.0170	14.0671	16.0128	18.4753
8	1.6465	2.1797	2.7326	3.4895	13.3616	15.5073	17.5346	20.0902
9	2.0879	2.7004	3.3251	4.1682	14.6837	16.9190	19.0228	21.6660
10	2.5582	3.2470	3.9403	4.8652	15.9872	18.3070	20.4831	23.2093
11	3.0535	3.8158	4.5748	5.5778	17.2750	19.6751	21.9200	24.7250
12	3.5706	4.4038	5.2260	6.3038	18.5494	21.0261	23.3367	26.2170
13	4.1069	5.0087	5.8919	7.0415	19.8119	22.3621	24.7356	27.6883
14	4.6604	5.6287	6.5706	7.7895	21.0642	23.6848	26.1190	29.1413
15	5.2294	6.2621	7.2609	8.5468	22.3072	24.9958	27.4884	30.5779
16	5.8122	6.9077	7.9616	9.3122	23.5418	26.2962	28.8454	31.9999
17	6.4078	7.5642	8.6718	10.0852	24.7690	27.5871	30.1910	33.4087
18	7.0149	8.2308	9.3905	10.8649	25.9894	28.8693	31.5264	34.8053
19	7.6327	8.9066	10.1170	11.6509	27.2036	30.1435	32.8523	36.1908
20	8.2604	9.5908	10.8508	12.4426	28.4120	31.4104	34.1696	37.5662
21	8.8972	10.2829	11.5913	13.2396	29.6151	32.6705	35.4789	38.9321
22	9.5425	10.9823	12.3380	14.0415	30.8133	33.9244	36.7807	40.2894
23	10.1957	11.6885	13.0905	14.8479	32.0069	35.1725	38.0757	41.6384
24	10.8564	12.4012	13.8484	15.6587	33.1963	36.4151	39.3641	42.9798
25	11.5240	13.1197	14.6114	16.4734	34.3816	37.6525	40.6465	44.3141
26	12.1981	13.8439	15.3791	17.2919	35.5631	38.8852	41.9232	45.6417
27	12.8786	14.5733	16.1513	18.1138	36.7412	40.1133	43.1944	46.9630
28	13.5648	15.3079	16.9279	18.9392	37.9159	41.3372	44.4607	48.2782
29	14.2565	16.0471	17.7083	19.7677	39.0875	42.5569	45.7222	49.5879
30	14.9535	16.7908	18.4926	20.5992	40.2560	43.7729	46.9792	50.8922
35	18.5089	20.5694	22.4650	24.7967	46.0588	49.8018	53.2033	57.3421
40	22.1643	24.4331	26.5093	29.0505	51.8050	55.7585	59.3417	63.6907
45	25.9013	28.3662	30.6123	33.3504	57.5053	61.6562	65.4102	69.9568
50	29.7067	32.3574	34.7642	37.6886	63.1671	67.5048	71.4202	76.1539
60	37.4849	40.4817	43.1879	46.4589	74.3970	79.0819	83.2976	88.3794
70	45.4418	48.7576	51.7393	55.3290	85.5271	90.5312	95.0231	100.4252
80	53.5400	57.1532	60.3915	64.2778	96.5782	101.8795	106.6286	112.3288
90	61.7541	65.6466	69.1260	73.2912	107.5650	113.1453	118.1359	124.1163
100	70.0648	74.2219	77.9295	82.3581	118.4980	124.3421	129.5612	135.8067
200	156.4320	162.7280	168.2786	174.8353	226.0210	233.9943	241.0579	249.4451
300	245.9725	253.9123	260.8781	269.0679	331.7885	341.3951	349.8745	359.9064
400	337.1553	346.4818	354.6410	364.2074	436.6490	447.6325	457.3055	468.7245
500	429.3875	439.9360	449.1468	459.9261	540.9303	553.1268	563.8515	576.4928

試題隨卷繳交

接下頁

國立臺北大學 108 學年度碩士班一般入學考試試題

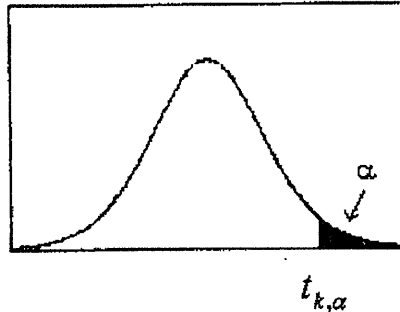
系(所)組別：國際企業研究所
 科目：統計學

第 7 頁 共 8 頁

可 不可 使用計算機

表3. t 分配表

$$P(t_k \geq t_{k,\alpha}) = \alpha$$



自由度	單尾顯著水準						
	0.1	0.05	0.025	0.01	0.005	0.0025	0.001
1	3.0777	6.3138	12.7062	31.8205	63.6567	127.3213	318.3088
2	1.8856	2.9200	4.3027	6.9646	9.9248	14.0890	22.3271
3	1.6377	2.3534	3.1824	4.5407	5.8409	7.4533	10.2145
4	1.5332	2.1318	2.7764	3.7469	4.6041	5.5976	7.1732
5	1.4759	2.0150	2.5706	3.3649	4.0321	4.7733	5.8934
6	1.4398	1.9432	2.4469	3.1427	3.7074	4.3168	5.2076
7	1.4149	1.8946	2.3646	2.9980	3.4995	4.0293	4.7853
8	1.3968	1.8595	2.3060	2.8965	3.3554	3.8325	4.5008
9	1.3830	1.8331	2.2622	2.8214	3.2498	3.6897	4.2968
10	1.3722	1.8125	2.2281	2.7638	3.1693	3.5814	4.1437
11	1.3634	1.7959	2.2010	2.7181	3.1058	3.4966	4.0247
12	1.3562	1.7823	2.1788	2.6810	3.0545	3.4284	3.9296
13	1.3502	1.7709	2.1604	2.6503	3.0123	3.3725	3.8520
14	1.3450	1.7613	2.1448	2.6245	2.9768	3.3257	3.7874
15	1.3406	1.7531	2.1314	2.6025	2.9467	3.2860	3.7328
16	1.3368	1.7459	2.1199	2.5835	2.9208	3.2520	3.6862
17	1.3334	1.7396	2.1098	2.5669	2.8982	3.2224	3.6458
18	1.3304	1.7341	2.1009	2.5524	2.8784	3.1966	3.6105
19	1.3277	1.7291	2.0930	2.5395	2.8609	3.1737	3.5794
20	1.3253	1.7247	2.0860	2.5280	2.8453	3.1534	3.5518
21	1.3232	1.7207	2.0796	2.5176	2.8314	3.1352	3.5272
22	1.3212	1.7171	2.0739	2.5083	2.8188	3.1188	3.5050
23	1.3195	1.7139	2.0687	2.4999	2.8073	3.1040	3.4850
24	1.3178	1.7109	2.0639	2.4922	2.7969	3.0905	3.4668
25	1.3163	1.7081	2.0595	2.4851	2.7874	3.0782	3.4502
26	1.3150	1.7056	2.0555	2.4786	2.7787	3.0669	3.4350
27	1.3137	1.7033	2.0518	2.4727	2.7707	3.0565	3.4210
28	1.3125	1.7011	2.0484	2.4671	2.7633	3.0469	3.4082
29	1.3114	1.6991	2.0452	2.4620	2.7564	3.0380	3.3962
30	1.3104	1.6973	2.0423	2.4573	2.7500	3.0298	3.3852
35	1.3062	1.6896	2.0301	2.4377	2.7238	2.9960	3.3400
40	1.3031	1.6839	2.0211	2.4233	2.7045	2.9712	3.3069
45	1.3006	1.6794	2.0141	2.4121	2.6896	2.9521	3.2815
50	1.2987	1.6759	2.0086	2.4033	2.6778	2.9370	3.2614
60	1.2958	1.6706	2.0003	2.3901	2.6603	2.9146	3.2317
70	1.2938	1.6669	1.9944	2.3808	2.6479	2.8987	3.2108
80	1.2922	1.6641	1.9901	2.3739	2.6387	2.8870	3.1953
90	1.2910	1.6620	1.9867	2.3685	2.6316	2.8779	3.1833
100	1.2901	1.6602	1.9840	2.3642	2.6259	2.8707	3.1737
200	1.2858	1.6525	1.9719	2.3451	2.6006	2.8385	3.1315
300	1.2844	1.6499	1.9679	2.3388	2.5923	2.8279	3.1176
400	1.2837	1.6487	1.9659	2.3357	2.5882	2.8227	3.1107
500	1.2832	1.6479	1.9647	2.3338	2.5857	2.8195	3.1066
600	1.2830	1.6474	1.9639	2.3326	2.5840	2.8175	3.1039
700	1.2828	1.6470	1.9634	2.3317	2.5829	2.8160	3.1019
800	1.2826	1.6468	1.9629	2.3310	2.5820	2.8148	3.1005
900	1.2825	1.6465	1.9626	2.3305	2.5813	2.8140	3.0993
1000	1.2824	1.6464	1.9623	2.3301	2.5808	2.8133	3.0984

試題隨卷繳交

接背面

國立臺北大學 108 學年度碩士班一般入學考試試題

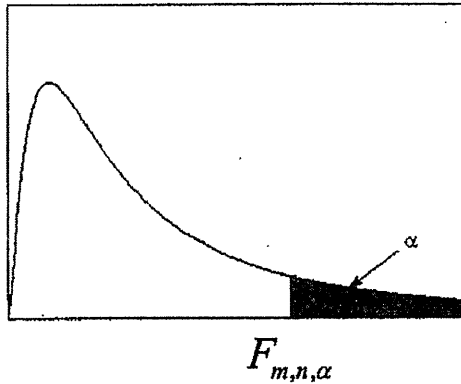
系(所)組別：國際企業研究所
 科 目：統計學

第 8 頁 共 8 頁
可 不可使用計算機

表4. F 分配表(續3)

(ii) $\alpha = 0.05$

$$P(F_{m,n} \geq F_{m,n,\alpha}) = \alpha$$



		分子自由度 m								
		1	2	3	4	5	6	7	8	9
分 母 自 由 度 n	1	161.448	199.500	215.707	224.583	230.162	233.986	236.768	238.883	240.543
	2	18.5128	19.0000	19.1643	19.2468	19.2964	19.3295	19.3532	19.3710	19.3848
	3	10.1280	9.5521	9.2766	9.1172	9.0135	8.9406	8.8867	8.8452	8.8123
	4	7.7086	6.9443	6.5914	6.3882	6.2561	6.1631	6.0942	6.0410	5.9988
	5	6.6079	5.7861	5.4095	5.1922	5.0503	4.9503	4.8759	4.8183	4.7725
	6	5.9874	5.1433	4.7571	4.5337	4.3874	4.2839	4.2067	4.1468	4.0990
	7	5.5914	4.7374	4.3468	4.1203	3.9715	3.8660	3.7870	3.7257	3.6767
	8	5.3177	4.4590	4.0662	3.8379	3.6875	3.5806	3.5005	3.4381	3.3881
	9	5.1174	4.2565	3.8625	3.6331	3.4817	3.3738	3.2927	3.2296	3.1789
	10	4.9646	4.1028	3.7083	3.4780	3.3258	3.2172	3.1355	3.0717	3.0204
	11	4.8443	3.9823	3.5874	3.3567	3.2039	3.0946	3.0123	2.9480	2.8962
	12	4.7472	3.8853	3.4903	3.2592	3.1059	2.9961	2.9134	2.8486	2.7964
	13	4.6672	3.8056	3.4105	3.1791	3.0254	2.9153	2.8321	2.7669	2.7144
	14	4.6001	3.7389	3.3439	3.1122	2.9582	2.8477	2.7642	2.6987	2.6458
	15	4.5431	3.6823	3.2874	3.0556	2.9013	2.7905	2.7066	2.6408	2.5876
	16	4.4940	3.6337	3.2389	3.0069	2.8524	2.7413	2.6572	2.5911	2.5377
	17	4.4513	3.5915	3.1968	2.9647	2.8100	2.6987	2.6143	2.5480	2.4943
	18	4.4139	3.5546	3.1599	2.9277	2.7729	2.6613	2.5767	2.5102	2.4563
	19	4.3807	3.5219	3.1274	2.8951	2.7401	2.6283	2.5435	2.4768	2.4227
	20	4.3512	3.4928	3.0984	2.8661	2.7109	2.5990	2.5140	2.4471	2.3928
	21	4.3248	3.4668	3.0725	2.8401	2.6848	2.5727	2.4876	2.4205	2.3660
	22	4.3009	3.4434	3.0491	2.8167	2.6613	2.5491	2.4638	2.3965	2.3419
	23	4.2793	3.4221	3.0280	2.7955	2.6400	2.5277	2.4422	2.3748	2.3201
	24	4.2597	3.4028	3.0088	2.7763	2.6207	2.5082	2.4226	2.3551	2.3002
	25	4.2417	3.3852	2.9912	2.7587	2.6030	2.4904	2.4047	2.3371	2.2821
	26	4.2252	3.3690	2.9752	2.7426	2.5868	2.4741	2.3883	2.3205	2.2655
	27	4.2100	3.3541	2.9604	2.7278	2.5719	2.4591	2.3732	2.3053	2.2501
	28	4.1960	3.3404	2.9467	2.7141	2.5581	2.4453	2.3593	2.2913	2.2360
	29	4.1830	3.3277	2.9340	2.7014	2.5454	2.4324	2.3463	2.2783	2.2229
	30	4.1709	3.3158	2.9223	2.6896	2.5336	2.4205	2.3343	2.2662	2.2107
35	4.1213	3.2674	2.8742	2.6415	2.4851	2.3718	2.2852	2.2167	2.1608	
40	4.0847	3.2317	2.8387	2.6060	2.4495	2.3359	2.2490	2.1802	2.1240	
45	4.0566	3.2043	2.8115	2.5787	2.4221	2.3083	2.2212	2.1521	2.0958	
50	4.0343	3.1826	2.7900	2.5572	2.4004	2.2864	2.1992	2.1299	2.0734	
60	4.0012	3.1504	2.7581	2.5252	2.3683	2.2541	2.1665	2.0970	2.0401	
70	3.9778	3.1277	2.7355	2.5027	2.3456	2.2312	2.1435	2.0737	2.0166	
80	3.9604	3.1108	2.7188	2.4859	2.3287	2.2142	2.1263	2.0564	1.9991	
90	3.9469	3.0977	2.7058	2.4729	2.3157	2.2011	2.1131	2.0430	1.9856	
100	3.9361	3.0873	2.6955	2.4626	2.3053	2.1906	2.1025	2.0323	1.9748	
120	3.9201	3.0718	2.6802	2.4472	2.2899	2.1750	2.0868	2.0164	1.9588	

試題隨卷繳交