

考試科目	統計學	所別	經濟學系	考試時間	3 月 14 日 星期六	第四節
------	-----	----	------	------	-----------------	-----

1. Let Y_1, Y_2, \dots, Y_n be a random sample from the uniform pdf defined over the interval $[0, \theta_0]$. Let $\hat{\theta}_{mm}$ denote the Method of Moments estimator for θ_0 , and $\hat{\theta}_{ml}$ the Maximum likelihood estimator for θ_0 .

- (1) Find $\hat{\theta}_{mm}$ and $\hat{\theta}_{ml}$. (5%)
- (2) Are either or both unbiased? (5%)
- (3) Find $\text{Var}(\hat{\theta}_{mm})$ and $\text{Var}(\hat{\theta}_{ml})$. (5%)

2. Suppose the random variables X_1, X_2, \dots, X_n denote the number of successes (0 or 1) in each of n independent trials, where $p = \mathbb{P}(\text{success occurs at any given trial})$ is an unknown parameter. Show the Cramér-Rao lower bound for all unbiased estimators in this case. (5%)

3. If $\hat{\beta}_0$ and $\hat{\beta}_1$ are the least squares estimates for the parameters in the simple linear model:

$$Y = \beta_0 + \beta_1 x + \varepsilon,$$

where $\mathbb{E}[\varepsilon] = 0$ and $\text{Var}(\varepsilon) = \sigma^2$. Assume that x_1, \dots, x_n are non-random and n independent observations for Y are to be made on this model. Denote $\bar{x} = (\sum_{i=1}^n x_i)/n$, $\bar{Y} = (\sum_{i=1}^n Y_i)/n$, $S_{xx} = \sum_{i=1}^n (x_i - \bar{x})^2$, and $\text{SSE} = \sum_{i=1}^n (Y_i - \hat{Y}_i)^2$.

- (1) Show that the least squares equation $\hat{Y} = \hat{\beta}_0 + \hat{\beta}_1 x$ always goes through the point (\bar{x}, \bar{Y}) . (5%)
- (2) Find $\text{Cov}(\bar{Y}, \hat{\beta}_1)$ and $\text{Cov}(\hat{\beta}_0, \hat{\beta}_1)$. (5%)
- (3) Find the sampling distributions for $\hat{\beta}_0$ and $\hat{\beta}_1$. (5%)
- (4) Construct an unbiased estimator for σ^2 by using SSE. (5%)
- (5) If we want to test the null hypothesis $H_0 : \beta_1 = 0$ against the alternative $H_1 : \beta_1 \neq 0$ at the α level of significance.
 - a. Construct a feasible test statistic. (5%)
 - b. How to test based on this test statistic? (5%)

備	考試	題	隨	卷	繳	交
---	----	---	---	---	---	---

命題委員：	(簽章)
-------	------

命題紙使用說明：1. 試題將用原件印製，敬請使用黑色墨水正楷書寫或打字（紅色不能製版請勿使用）。
2. 書寫時請勿超出格外，以免印製不清。
3. 試題由郵寄遞者請以掛號寄出，以免遺失而示慎重。

考試科目	統計學	所別	經濟學系	考試時間	3月14日 星期六	第4節
------	-----	----	------	------	--------------	-----

4. A manufacturer purchases steel bars. Past experience indicates that the mean tensile strength of all incoming shipments is 10000 psi and that the standard deviation is 400 psi. In order to make a decision about incoming shipment of steel bars, the manufacturer set up this rule for the quality-control inspector to follow: "Take a sample of 100 steel bars. At the 0.05 significance level if the sample mean strength significant different from 10000 psi, reject the steel bars. Otherwise the steel bars is to be accepted." (10%)

(a) What is the range (the minimum and maximum strength) of the sample mean strength to be accepted?

(b) Suppose the unknown population mean of incoming steel bars is really 10120 psi. What is the probability that the quality-control inspector will fail to reject the shipment?

(c) Suppose the quality-control inspector takes a sample of 100 steel bars. The sample mean strength is 9910 psi. Use the confidence interval approach to decide whether to reject the shipment at the 0.05 significance level or not.

5. As part of a recent survey among dual-wage-earner couples, an industrial psychologist found that 990 men out of the 1,500 surveyed believed the division of household duties was fair. A sample of 1,600 women found 970 believed the division of household duties was fair. (10%)

(a) At the 0.01 significance level, is it reasonable to conclude that the proportion of men who believe the division of household duties is fair is larger? What is the p-value? (State the null hypothesis, the alternate hypothesis, the critical value and the computed test statistic)

(b) If we exchange your null hypothesis and the alternate hypothesis above, will the conclusion be the same? Can we exchange the null hypothesis and the alternate hypothesis?

備	考	試	題	隨	卷	繳	交	
命題委員：							(簽章)	日

命題紙使用說明：1. 試題將用原件印製，敬請使用黑色墨水正楷書寫或打字（紅色不能製版請勿使用）。
2. 書寫時請勿超出格外，以免印製不清。
3. 試題由郵寄遞者請以掛號寄出，以免遺失而示慎重。

考試科目	統計學	所別	經濟學系	考試時間	3月14日 星期六	第4節
------	-----	----	------	------	--------------	-----

6. Advertisements by a Fitness Center claim that completing its course will result in losing weight. A random sample of eight recent participants showed the following weights before and after completing the course. At the 0.01 significance level, can we conclude the students lost weight? (10%)

(a) State the null hypothesis, the alternate hypothesis, the critical value and the computed test statistic? Interpret the result.

(b) What is the p-value? What assumption needs to be made?

(c) Can we exchange the null hypothesis and the alternate hypothesis? Why? What difference will it make

Name	Before	After
Mary	155	154
Ketty	228	207
Mory	141	147
Tedy	162	157
Carol	211	196
Peterson	164	150
Redding	184	170
Peggy	172	165

7. The Manufacturing Company operates 24 hours a day, five days a week. The workers rotate shifts each week. Management is interested in whether there is a difference in the number of units produced when the employees work on various shifts. (10%) (a) A sample of five workers is selected and their output recorded on each shift. At the 0.05 significance level, can we conclude there is a difference in the mean production rate by shift or by employee? (b) What assumption needs to be made?

Employee	Units Produced		
	Day	Afternoon	Night
Ted	31	25	35
Lucy	33	26	33
Gary	28	24	30
John	30	29	28
Morry	28	26	27

備 考 試 題 隨 卷 繳 交

命 題 委 員 :

(簽 章)

- 命題紙使用說明：1. 試題將用原件印製，敬請使用黑色墨水正楷書寫或打字（紅色不能製版請勿使用）。
2. 書寫時請勿超出格外，以免印製不清。
3. 試題由郵寄遞者請以掛號寄出，以免遺失而示慎重。

考試科目	統計學	所別	經濟學系	考試時間	3月14日 星期六	第4節
------	-----	----	------	------	--------------	-----

8. The manger of the National Financial Bank is interested in the turnover rate of personal checking accounts at four of the branches. (Turnover rate is the speed at which the money in an account is deposited and withdrawn.) The turnover rates of the samples selected from the four branch banks are shown in the table below. The significant level is 0.01. (10%)

(a) Apply parametric method to determine whether there is a difference in the turnover rates of the personal checking accounts among the four branches. What assumption needs to be made?

(b) Apply nonparametric method to determine whether there is a difference in the turnover rates of the personal checking accounts among the four branches. What assumption needs to be made?

Englewood Branch	West Side Branch	Great Northern Branch	Sylvania Branch
208	91	302	99
307	62	103	116
199	86	319	189
142	91	340	103
91	80	180	100
296	90	200	131

備 考 試 題 隨 卷 繳 交

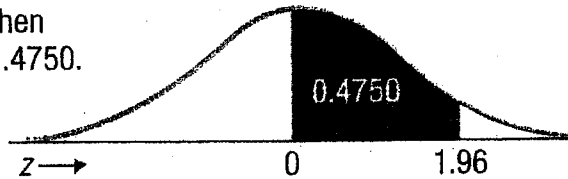
命 題 委 員 : (簽章)

命題紙使用說明：1. 試題將用原件印製，敬請使用黑色墨水正楷書寫或打字（紅色不能製版請勿使用）。
2. 書寫時請勿超出格外，以免印製不清。
3. 試題由郵寄遞者請以掛號寄出，以免遺失而示慎重。

考試科目	統計學	所別	經濟學系	考試時間	3月14日 星期六	第4節
------	-----	----	------	------	--------------	-----

Areas under the Normal Curve

Example:
If $z = 1.96$, then
 $P(0 \text{ to } z) = 0.4750$.



z	0.00	0.01	0.02	0.03	0.04	0.05	0.06	0.07	0.08	0.09
0.0	0.0000	0.0040	0.0080	0.0120	0.0160	0.0199	0.0239	0.0279	0.0319	0.0359
0.1	0.0398	0.0438	0.0478	0.0517	0.0557	0.0596	0.0636	0.0675	0.0714	0.0753
0.2	0.0793	0.0832	0.0871	0.0910	0.0948	0.0987	0.1026	0.1064	0.1103	0.1141
0.3	0.1179	0.1217	0.1255	0.1293	0.1331	0.1368	0.1406	0.1443	0.1480	0.1517
0.4	0.1554	0.1591	0.1628	0.1664	0.1700	0.1736	0.1772	0.1808	0.1844	0.1879
0.5	0.1915	0.1950	0.1985	0.2019	0.2054	0.2088	0.2123	0.2157	0.2190	0.2224
0.6	0.2257	0.2291	0.2324	0.2357	0.2389	0.2422	0.2454	0.2486	0.2517	0.2549
0.7	0.2580	0.2611	0.2642	0.2673	0.2704	0.2734	0.2764	0.2794	0.2823	0.2852
0.8	0.2881	0.2910	0.2939	0.2967	0.2995	0.3023	0.3051	0.3078	0.3106	0.3133
0.9	0.3159	0.3186	0.3212	0.3238	0.3264	0.3289	0.3315	0.3340	0.3365	0.3389
1.0	0.3413	0.3438	0.3461	0.3485	0.3508	0.3531	0.3554	0.3577	0.3599	0.3621
1.1	0.3643	0.3665	0.3686	0.3708	0.3729	0.3749	0.3770	0.3790	0.3810	0.3830
1.2	0.3849	0.3869	0.3888	0.3907	0.3925	0.3944	0.3962	0.3980	0.3997	0.4015
1.3	0.4032	0.4049	0.4066	0.4082	0.4099	0.4115	0.4131	0.4147	0.4162	0.4177
1.4	0.4192	0.4207	0.4222	0.4236	0.4251	0.4265	0.4279	0.4292	0.4306	0.4319
1.5	0.4332	0.4345	0.4357	0.4370	0.4382	0.4394	0.4406	0.4418	0.4429	0.4441
1.6	0.4452	0.4463	0.4474	0.4484	0.4495	0.4505	0.4515	0.4525	0.4535	0.4545
1.7	0.4554	0.4564	0.4573	0.4582	0.4591	0.4599	0.4608	0.4616	0.4625	0.4633
1.8	0.4641	0.4649	0.4656	0.4664	0.4671	0.4678	0.4686	0.4693	0.4699	0.4706
1.9	0.4713	0.4719	0.4726	0.4732	0.4738	0.4744	0.4750	0.4756	0.4761	0.4767
2.0	0.4772	0.4778	0.4783	0.4788	0.4793	0.4798	0.4803	0.4808	0.4812	0.4817
2.1	0.4821	0.4826	0.4830	0.4834	0.4838	0.4842	0.4846	0.4850	0.4854	0.4857
2.2	0.4861	0.4864	0.4868	0.4871	0.4875	0.4878	0.4881	0.4884	0.4887	0.4890
2.3	0.4893	0.4896	0.4898	0.4901	0.4904	0.4906	0.4909	0.4911	0.4913	0.4916
2.4	0.4918	0.4920	0.4922	0.4925	0.4927	0.4929	0.4931	0.4932	0.4934	0.4936
2.5	0.4938	0.4940	0.4941	0.4943	0.4945	0.4946	0.4948	0.4949	0.4951	0.4952
2.6	0.4953	0.4955	0.4956	0.4957	0.4959	0.4960	0.4961	0.4962	0.4963	0.4964
2.7	0.4965	0.4966	0.4967	0.4968	0.4969	0.4970	0.4971	0.4972	0.4973	0.4974
2.8	0.4974	0.4975	0.4976	0.4977	0.4977	0.4978	0.4979	0.4979	0.4980	0.4981
2.9	0.4981	0.4982	0.4982	0.4983	0.4984	0.4984	0.4985	0.4985	0.4986	0.4986
3.0	0.4987	0.4987	0.4987	0.4988	0.4988	0.4989	0.4989	0.4989	0.4990	0.4990

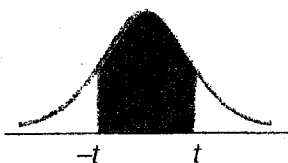
備 考 試 題 隨 卷 繳 交

命 題 委 員 : _____ (簽章)

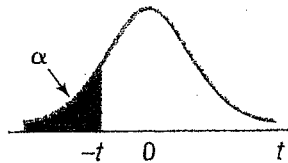
命題紙使用說明：1. 試題將用原件印製，敬請使用黑色墨水正楷書寫或打字（紅色不能製版請勿使用）。
2. 書寫時請勿超出格外，以免印製不清。
3. 試題由郵寄遞者請以掛號寄出，以免遺失而示慎重。

考試科目	統計學	所別	經濟學系	考試時間	3月14日 星期六	第4節
------	-----	----	------	------	--------------	-----

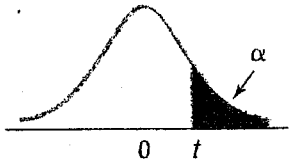
Student's *t* Distribution



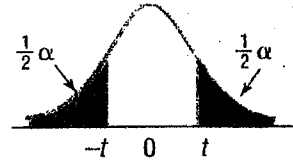
Confidence interval



Left-tailed test



Right-tailed test



Two-tailed test

df	Confidence Intervals, <i>c</i>					
	80%	90%	95%	98%	99%	99.9%
	Level of Significance for One-Tailed Test, α					
	0.100	0.050	0.025	0.010	0.005	0.0005
df	Level of Significance for Two-Tailed Test, α					
	0.200	0.10	0.05	0.02	0.01	0.001
	1	3.078	6.314	12.706	31.821	63.657
2	1.886	2.920	4.303	6.965	9.925	31.599
3	1.638	2.353	3.182	4.541	5.841	12.924
4	1.533	2.132	2.776	3.747	4.604	8.610
5	1.476	2.015	2.571	3.365	4.032	6.869
6	1.440	1.943	2.447	3.143	3.707	5.959
7	1.415	1.895	2.365	2.998	3.499	5.408
8	1.397	1.860	2.306	2.896	3.355	5.041
9	1.383	1.833	2.262	2.821	3.250	4.781
10	1.372	1.812	2.228	2.764	3.169	4.587
11	1.363	1.796	2.201	2.718	3.106	4.437
12	1.356	1.782	2.179	2.681	3.055	4.318
13	1.350	1.771	2.160	2.650	3.012	4.221
14	1.345	1.761	2.145	2.624	2.977	4.140
15	1.341	1.753	2.131	2.602	2.947	4.073
16	1.337	1.746	2.120	2.583	2.921	4.015
17	1.333	1.740	2.110	2.567	2.898	3.965
18	1.330	1.734	2.101	2.552	2.878	3.922
19	1.328	1.729	2.093	2.539	2.861	3.883
20	1.325	1.725	2.086	2.528	2.845	3.850
21	1.323	1.721	2.080	2.518	2.831	3.819
22	1.321	1.717	2.074	2.508	2.819	3.792
23	1.319	1.714	2.069	2.500	2.807	3.768
24	1.318	1.711	2.064	2.492	2.797	3.745
25	1.316	1.708	2.060	2.485	2.787	3.725
26	1.315	1.706	2.056	2.479	2.779	3.707
27	1.314	1.703	2.052	2.473	2.771	3.690
28	1.313	1.701	2.048	2.467	2.763	3.674
29	1.311	1.699	2.045	2.462	2.756	3.659
30	1.310	1.697	2.042	2.457	2.750	3.646
31	1.309	1.696	2.040	2.453	2.744	3.633
32	1.309	1.694	2.037	2.449	2.738	3.622
33	1.308	1.692	2.035	2.445	2.733	3.611
34	1.307	1.691	2.032	2.441	2.728	3.601
35	1.306	1.690	2.030	2.438	2.724	3.591

df	Confidence Intervals, <i>c</i>					
	80%	90%	95%	98%	99%	99.9%
	Level of Significance for One-Tailed Test, α					
	0.100	0.050	0.025	0.010	0.005	0.0005
df	Level of Significance for Two-Tailed Test, α					
	0.200	0.10	0.05	0.02	0.01	0.001
	36	1.306	1.688	2.028	2.434	2.719
37	1.305	1.687	2.026	2.431	2.715	3.574
38	1.304	1.686	2.024	2.429	2.712	3.566
39	1.304	1.685	2.023	2.426	2.708	3.558
40	1.303	1.684	2.021	2.423	2.704	3.551
41	1.303	1.683	2.020	2.421	2.701	3.544
42	1.302	1.682	2.018	2.418	2.698	3.538
43	1.302	1.681	2.017	2.416	2.695	3.532
44	1.301	1.680	2.015	2.414	2.692	3.526
45	1.301	1.679	2.014	2.412	2.690	3.520
46	1.300	1.679	2.013	2.410	2.687	3.515
47	1.300	1.678	2.012	2.408	2.685	3.510
48	1.299	1.677	2.011	2.407	2.682	3.505
49	1.299	1.677	2.010	2.405	2.680	3.500
50	1.299	1.676	2.009	2.403	2.678	3.496
51	1.298	1.675	2.008	2.402	2.676	3.492
52	1.298	1.675	2.007	2.400	2.674	3.488
53	1.298	1.674	2.006	2.399	2.672	3.484
54	1.297	1.674	2.005	2.397	2.670	3.480
55	1.297	1.673	2.004	2.396	2.668	3.476
56	1.297	1.673	2.003	2.395	2.667	3.473
57	1.297	1.672	2.002	2.394	2.665	3.470
58	1.296	1.672	2.002	2.392	2.663	3.466
59	1.296	1.671	2.001	2.391	2.662	3.463
60	1.296	1.671	2.000	2.390	2.660	3.460
61	1.296	1.670	2.000	2.389	2.659	3.457
62	1.295	1.670	1.999	2.388	2.657	3.454
63	1.295	1.669	1.998	2.387	2.656	3.452
64	1.295	1.669	1.998	2.386	2.655	3.449
65	1.295	1.669	1.997	2.385	2.654	3.447
66	1.295	1.668	1.997	2.384	2.652	3.444
67	1.294	1.668	1.996	2.383	2.651	3.442
68	1.294	1.668	1.995	2.382	2.650	3.439
69	1.294	1.667	1.995	2.382	2.649	3.437
70	1.294	1.667	1.994	2.381	2.648	3.435

備考 試題隨卷繳交


命題委員：

(簽章)

- 命題紙使用說明：
1. 試題將用原件印製，敬請使用黑色墨水正楷書寫或打字（紅色不能製版請勿使用）。
 2. 書寫時請勿超出格外，以免印製不清。
 3. 試題由郵寄遞者請以掛號寄出，以免遺失而示慎重。

考試科目	統計學	所別	經濟系	考試時間	3月14日 星期六	第4節
------	-----	----	-----	------	--------------	-----

Critical Values of the F Distribution at a 1 Percent Level of Significance (concluded)



	Degrees of Freedom for the Numerator																
	1	2	3	4	5	6	7	8	9	10	12	15	20	24	30	40	
Degrees of Freedom for the Denominator	1	4052	5000	5403	5625	5764	5859	5928	5981	6022	6056	6106	6157	6209	6235	6261	6287
	2	98.5	99.0	99.2	99.2	99.3	99.3	99.4	99.4	99.4	99.4	99.4	99.4	99.4	99.5	99.5	99.5
	3	34.1	30.8	29.5	28.7	28.2	27.9	27.7	27.5	27.3	27.2	27.1	26.9	26.7	26.6	26.5	26.4
	4	21.2	18.0	16.7	16.0	15.5	15.2	15.0	14.8	14.7	14.5	14.4	14.2	14.0	13.9	13.8	13.7
	5	16.3	13.3	12.1	11.4	11.0	10.7	10.5	10.3	10.2	10.1	9.89	9.72	9.55	9.47	9.38	9.29
	6	13.7	10.9	9.78	9.15	8.75	8.47	8.26	8.10	7.98	7.87	7.72	7.56	7.40	7.31	7.23	7.14
	7	12.2	9.55	8.45	7.85	7.46	7.19	6.99	6.84	6.72	6.62	6.47	6.31	6.16	6.07	5.99	5.91
	8	11.3	8.65	7.59	7.01	6.63	6.37	6.18	6.03	5.91	5.81	5.67	5.52	5.36	5.28	5.20	5.12
	9	10.6	8.02	6.99	6.42	6.06	5.80	5.61	5.47	5.35	5.26	5.11	4.96	4.81	4.73	4.65	4.57
	10	10.0	7.56	6.55	5.99	5.64	5.39	5.20	5.06	4.94	4.85	4.71	4.56	4.41	4.33	4.25	4.17
	11	9.65	7.21	6.22	5.67	5.32	5.07	4.89	4.74	4.63	4.54	4.40	4.25	4.10	4.02	3.94	3.86
	12	9.33	6.93	5.95	5.41	5.06	4.82	4.64	4.50	4.39	4.30	4.16	4.01	3.86	3.78	3.70	3.62
	13	9.07	6.70	5.74	5.21	4.86	4.62	4.44	4.30	4.19	4.10	3.96	3.82	3.66	3.59	3.51	3.43
	14	8.86	6.51	5.56	5.04	4.69	4.46	4.28	4.14	4.03	3.94	3.80	3.66	3.51	3.43	3.35	3.27
	15	8.68	6.36	5.42	4.89	4.56	4.32	4.14	4.00	3.89	3.80	3.67	3.52	3.37	3.29	3.21	3.13
	16	8.53	6.23	5.29	4.77	4.44	4.20	4.03	3.89	3.78	3.69	3.55	3.41	3.26	3.18	3.10	3.02
	17	8.40	6.11	5.18	4.67	4.34	4.10	3.93	3.79	3.68	3.59	3.46	3.31	3.16	3.08	3.00	2.92
	18	8.29	6.01	5.09	4.58	4.25	4.01	3.84	3.71	3.60	3.51	3.37	3.23	3.08	3.00	2.92	2.84
	19	8.18	5.93	5.01	4.50	4.17	3.94	3.77	3.63	3.52	3.43	3.30	3.15	3.00	2.92	2.84	2.76
	20	8.10	5.85	4.94	4.43	4.10	3.87	3.70	3.56	3.46	3.37	3.23	3.09	2.94	2.86	2.78	2.69
	21	8.02	5.78	4.87	4.37	4.04	3.81	3.64	3.51	3.40	3.31	3.17	3.03	2.88	2.80	2.72	2.64
	22	7.95	5.72	4.82	4.31	3.99	3.76	3.59	3.45	3.35	3.26	3.12	2.98	2.83	2.75	2.67	2.58
	23	7.88	5.66	4.76	4.26	3.94	3.71	3.54	3.41	3.30	3.21	3.07	2.93	2.78	2.70	2.62	2.54
	24	7.82	5.61	4.72	4.22	3.90	3.67	3.50	3.36	3.26	3.17	3.03	2.89	2.74	2.66	2.58	2.49
	25	7.77	5.57	4.68	4.18	3.85	3.63	3.46	3.32	3.22	3.13	2.99	2.85	2.70	2.62	2.54	2.45
	30	7.56	5.39	4.51	4.02	3.70	3.47	3.30	3.17	3.07	2.98	2.84	2.70	2.55	2.47	2.39	2.30
	40	7.31	5.18	4.31	3.83	3.51	3.29	3.12	2.99	2.89	2.80	2.66	2.52	2.37	2.29	2.20	2.11
	60	7.08	4.98	4.13	3.65	3.34	3.12	2.95	2.82	2.72	2.63	2.50	2.35	2.20	2.12	2.03	1.94
	120	6.85	4.79	3.95	3.48	3.17	2.96	2.79	2.66	2.56	2.47	2.34	2.19	2.03	1.95	1.86	1.76
	∞	6.63	4.61	3.78	3.32	3.02	2.80	2.64	2.51	2.41	2.32	2.18	2.04	1.88	1.79	1.70	1.59

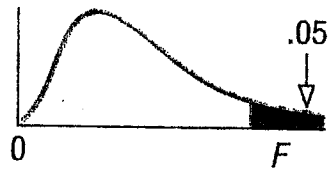
備考 試題隨卷繳交

命題委員： (簽章)

命題紙使用說明：1. 試題將用原件印製，敬請使用黑色墨水正楷書寫或打字（紅色不能製版請勿使用）。
 2. 書寫時請勿超出格外，以免印製不清。
 3. 試題由郵寄遞者請以掛號寄出，以免遺失而示慎重。

考試科目	統計學	所別	經濟系	考試時間	3月14日 星期六 第4節
------	-----	----	-----	------	---------------

Critical Values of the F Distribution at a 5 Percent Level of Significance



		Degrees of Freedom for the Numerator																
		1	2	3	4	5	6	7	8	9	10	12	15	20	24	30	40	
Degrees of Freedom for the Denominator	1	161	200	216	225	230	234	237	239	241	242	244	246	248	249	250	251	
	2	18.5	19.0	19.2	19.2	19.3	19.3	19.4	19.4	19.4	19.4	19.4	19.4	19.4	19.4	19.5	19.5	19.5
	3	10.1	9.55	9.28	9.12	9.01	8.94	8.89	8.85	8.81	8.79	8.74	8.70	8.66	8.64	8.62	8.59	
	4	7.71	6.94	6.59	6.39	6.26	6.16	6.09	6.04	6.00	5.96	5.91	5.86	5.80	5.77	5.75	5.72	
	5	6.61	5.79	5.41	5.19	5.05	4.95	4.88	4.82	4.77	4.74	4.68	4.62	4.56	4.53	4.50	4.46	
	6	5.99	5.14	4.76	4.53	4.39	4.28	4.21	4.15	4.10	4.06	4.00	3.94	3.87	3.84	3.81	3.77	
	7	5.59	4.74	4.35	4.12	3.97	3.87	3.79	3.73	3.68	3.64	3.57	3.51	3.44	3.41	3.38	3.34	
	8	5.32	4.46	4.07	3.84	3.69	3.58	3.50	3.44	3.39	3.35	3.28	3.22	3.15	3.12	3.08	3.04	
	9	5.12	4.26	3.86	3.63	3.48	3.37	3.29	3.23	3.18	3.14	3.07	3.01	2.94	2.90	2.86	2.83	
	10	4.96	4.10	3.71	3.48	3.33	3.22	3.14	3.07	3.02	2.98	2.91	2.85	2.77	2.74	2.70	2.66	
	11	4.84	3.98	3.59	3.36	3.20	3.09	3.01	2.95	2.90	2.85	2.79	2.72	2.65	2.61	2.57	2.53	
	12	4.75	3.89	3.49	3.26	3.11	3.00	2.91	2.85	2.80	2.75	2.69	2.62	2.54	2.51	2.47	2.43	
	13	4.67	3.81	3.41	3.18	3.03	2.92	2.83	2.77	2.71	2.67	2.60	2.53	2.46	2.42	2.38	2.34	
	14	4.60	3.74	3.34	3.11	2.96	2.85	2.76	2.70	2.65	2.60	2.53	2.46	2.39	2.35	2.31	2.27	
	15	4.54	3.68	3.29	3.06	2.90	2.79	2.71	2.64	2.59	2.54	2.48	2.40	2.33	2.29	2.25	2.20	
	16	4.49	3.63	3.24	3.01	2.85	2.74	2.66	2.59	2.54	2.49	2.42	2.35	2.28	2.24	2.19	2.15	
	17	4.45	3.59	3.20	2.96	2.81	2.70	2.61	2.55	2.49	2.45	2.38	2.31	2.23	2.19	2.15	2.10	
	18	4.41	3.55	3.16	2.93	2.77	2.66	2.58	2.51	2.46	2.41	2.34	2.27	2.19	2.15	2.11	2.06	
	19	4.38	3.52	3.13	2.90	2.74	2.63	2.54	2.48	2.42	2.38	2.31	2.23	2.16	2.11	2.07	2.03	
	20	4.35	3.49	3.10	2.87	2.71	2.60	2.51	2.45	2.39	2.35	2.28	2.20	2.12	2.08	2.04	1.99	
	21	4.32	3.47	3.07	2.84	2.68	2.57	2.49	2.42	2.37	2.32	2.25	2.18	2.10	2.05	2.01	1.96	
	22	4.30	3.44	3.05	2.82	2.66	2.55	2.46	2.40	2.34	2.30	2.23	2.15	2.07	2.03	1.98	1.94	
	23	4.28	3.42	3.03	2.80	2.64	2.53	2.44	2.37	2.32	2.27	2.20	2.13	2.05	2.01	1.96	1.91	
	24	4.26	3.40	3.01	2.78	2.62	2.51	2.42	2.36	2.30	2.25	2.18	2.11	2.03	1.98	1.94	1.89	
	25	4.24	3.39	2.99	2.76	2.60	2.49	2.40	2.34	2.28	2.24	2.16	2.09	2.01	1.96	1.92	1.87	
30	4.17	3.32	2.92	2.69	2.53	2.42	2.33	2.27	2.21	2.16	2.09	2.01	1.93	1.89	1.84	1.79		
40	4.08	3.23	2.84	2.61	2.45	2.34	2.25	2.18	2.12	2.08	2.00	1.92	1.84	1.79	1.74	1.69		
60	4.00	3.15	2.76	2.53	2.37	2.25	2.17	2.10	2.04	1.99	1.92	1.84	1.75	1.70	1.65	1.59		
120	3.92	3.07	2.68	2.45	2.29	2.18	2.09	2.02	1.96	1.91	1.83	1.75	1.66	1.61	1.55	1.50		
∞	3.84	3.00	2.60	2.37	2.21	2.10	2.01	1.94	1.88	1.83	1.75	1.67	1.57	1.52	1.46	1.39		

備 考 試 題 隨 卷 繳 交

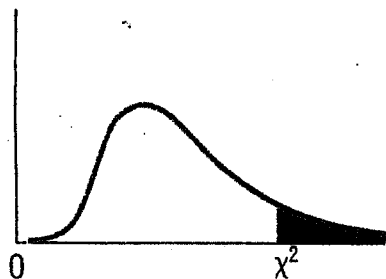
命 題 委 員 : _____ (簽 章)

命題紙使用說明：1. 試題將用原件印製，敬請使用黑色墨水正楷書寫或打字（紅色不能製版請勿使用）。
 2. 書寫時請勿超出格外，以免印製不清。
 3. 試題由郵寄遞者請以掛號寄出，以免遺失而示慎重。

考試科目	統計學	所別	經濟系	考試時間	3月14日 星期六	第4節
------	-----	----	-----	------	--------------	-----

Critical Values of Chi-Square

This table contains the values of χ^2 that correspond to a specific right-tail area and specific number of degrees of freedom.



Example: With 17 *df* and a .02 area in the upper tail, $\chi^2 = 30.995$

Degrees of Freedom, <i>df</i>	Right-Tail Area			
	0.10	0.05	0.02	0.01
1	2.706	3.841	5.412	6.635
2	4.605	5.991	7.824	9.210
3	6.251	7.815	9.837	11.345
4	7.779	9.488	11.668	13.277
5	9.236	11.070	13.388	15.086
6	10.645	12.592	15.033	16.812
7	12.017	14.067	16.622	18.475
8	13.362	15.507	18.168	20.090
9	14.684	16.919	19.679	21.666
10	15.987	18.307	21.161	23.209
11	17.275	19.675	22.618	24.725
12	18.549	21.026	24.054	26.217
13	19.812	22.362	25.472	27.688
14	21.064	23.685	26.873	29.141
15	22.307	24.996	28.259	30.578
16	23.542	26.296	29.633	32.000
17	24.769	27.587	30.995	33.409
18	25.989	28.869	32.346	34.805
19	27.204	30.144	33.687	36.191
20	28.412	31.410	35.020	37.566
21	29.615	32.671	36.343	38.932
22	30.813	33.924	37.659	40.289
23	32.007	35.172	38.968	41.638
24	33.196	36.415	40.270	42.980
25	34.382	37.652	41.566	44.314
26	35.563	38.885	42.856	45.642
27	36.741	40.113	44.140	46.963
28	37.916	41.337	45.419	48.278
29	39.087	42.557	46.693	49.588
30	40.256	43.773	47.962	50.892

備 考 試 題 隨 卷 繳 交

命 題 委 員 :

(簽 章)

- 命題紙使用說明：
1. 試題將用原件印製，敬請使用黑色墨水正楷書寫或打字（紅色不能製版請勿使用）。
 2. 書寫時請勿超出格外，以免印製不清。
 3. 試題由郵寄遞者請以掛號寄出，以免遺失而示慎重。