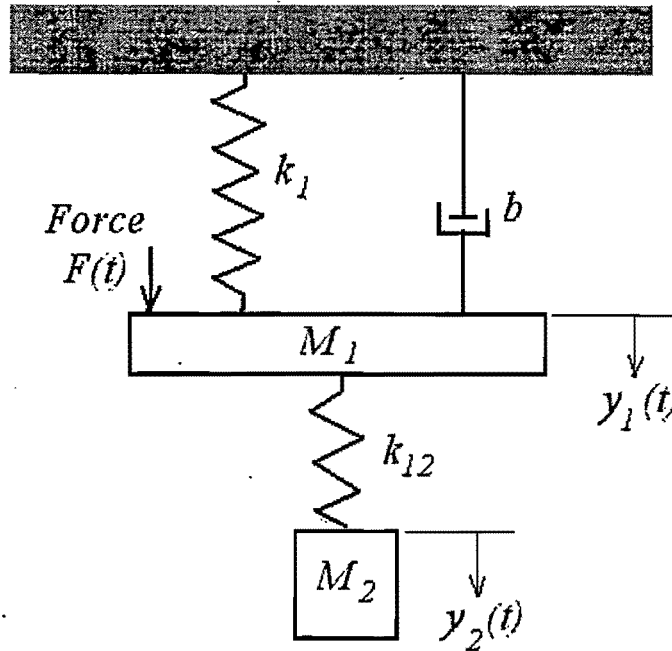




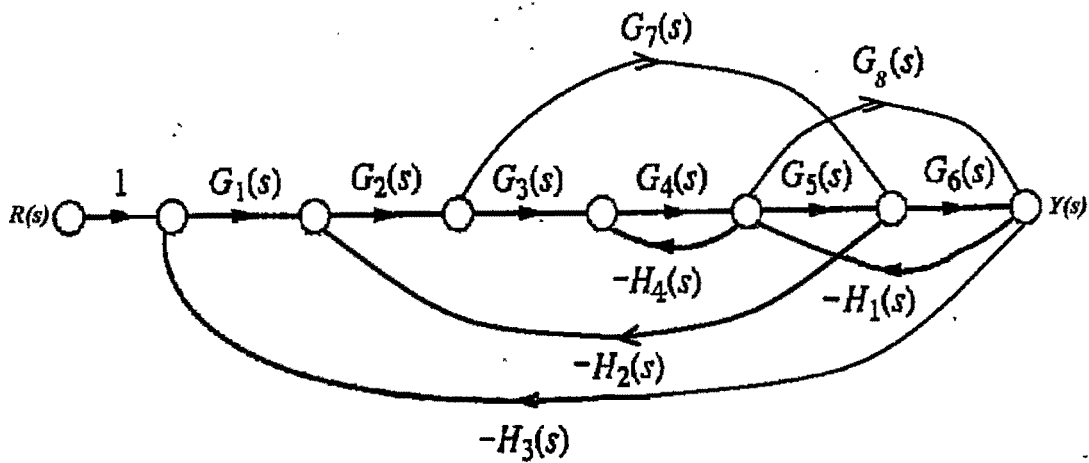
1. For the mechanical system shown below.

- (a) Obtain the differential equations describing the system. (10%)
- (b) Using Cramer's rule to solve the transfer function $G(s)=Y_1(s)/F(s)$. (15%)



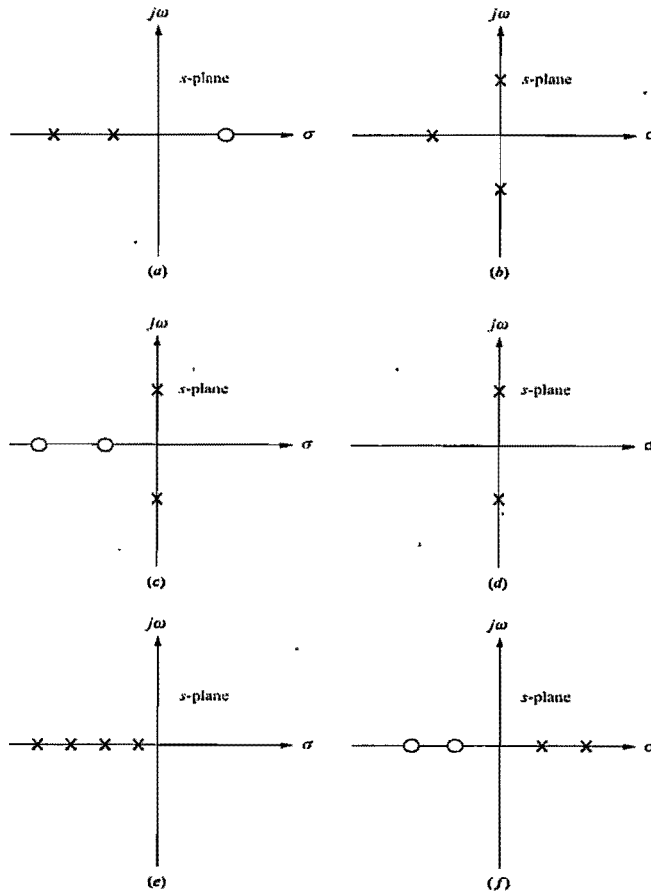
2. For the signal-flow-graph shown below, find the transfer function

$T(s)=Y(s)/R(s)$. (25%)

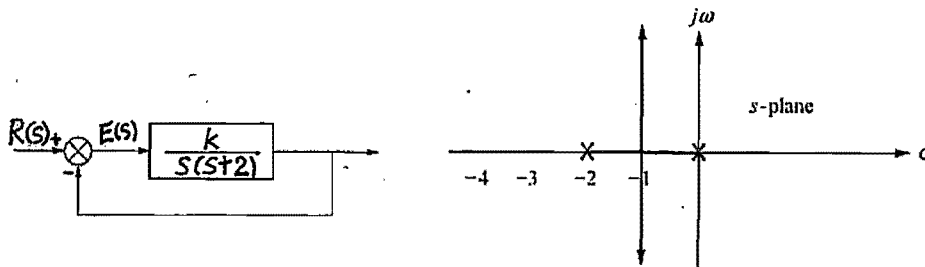




3. Sketch the general shape of the root locus for each of the plots shown below.(20%)



4. 系統及其根軌跡如下圖



- 希望系統的 closed-loop poles $s = -1 \pm j\sqrt{3}$ 求系統之 $k = ?$ $e_{ss} = ?$ (10%) ($R(s) = \frac{1}{s^2}$)
- 試設計補償器 $G_c(s)$ ，使補償後系統的穩態誤差 e_{ss} 降低 10 倍，並儘量維持系統的暫態反應。試求系統補償後的 closed-loop poles $S = ?$ 系統補償後的 $k = ?$ (20%)

