

考試科目	統計方法	所別	4141 統計學系	考試時間	2月26日(日)第四節
------	------	----	--------------	------	-------------

1. (20%) 本題題目關於圖形與分配：

- (a) 寫出連續型均勻分配、常態分配、指數分配三者的機率密度函數，並說明這幾個分配可用於哪些領域（例如：隨機投擲硬幣時，正面出現的次數服從二項分配）；
- (b) 假設由上述三個分配中分別隨機產生一百個亂數 (Random Numbers)，如果以 Boxplot (盒鬚圖) 繪製這三筆來自不同分配的亂數，請大致描述(及比較)這三個分配的盒鬚圖各有什麼特色(註：可繪出大概的圖形作為說明的依據)；
- (c) 如果不藉助圖形，只以敘述性統計量 (Descriptive Statistics，例如：平均數、變異數等數值) 比較這三筆來自不同分配的資料，請說明你/妳會選用哪些統計量作為區隔這三個分配的主要依據。

2. (15%) 近年來，貝氏分析(Bayesian Analysis)在統計扮演愈來愈重要的角色：

- (a) 說明何謂貝氏定理(Bayes' Theorem)，在統計分析代表的意義為何？
- (b) 兩種流行性感冒(D_1 及 D_2)的症狀不完全相同，臨床上常看到的三種症狀分別以 S_1 、 S_2 、 S_3 表示，下表為罹患這兩種流行性感冒後觀察到各症狀的比例，也就是 $P(S_j | D_i)$ 的機率：

$P(S_j D_i)$		感冒症狀		
		S_1	S_2	S_3
感冒類型	D_1	0.1	0.8	0.1
	D_2	0.6	0.2	0.2

如果已知兩種感冒的罹患機率各為 $P(D_1)=0.5$ 及 $P(D_2)=0.5$ ，計算感冒病人有症狀 S_1 的機會。

- (c) 如果發現某感冒病人同時有症狀 S_1 及 S_2 ，試求該病人罹患 D_1 型感冒的機會(註：假設 $P(S_1 \cap S_2 \cap D_1) = P(S_1) \times P(S_2 \cap D_1)$)

3. (15%) 解釋下列名詞及結果，並說明必要的假設條件：

- (a) 中央極限定理(Central Limit Theorem)；
- (b) 民意調查中經常會看到以下敘述：「在百分之的 95 信心水準下，成功訪問 1068 位受訪者，最大誤差為 3%」，請以統計符號說明這個敘述代表的意義；
- (c) 在(b)的敘述中，問卷資料需要滿足哪些統計假設？

考試科目	統計方法	所別	4141 統計學系	考試時間	2月26日(日)第四節
------	------	----	-----------	------	-------------

4. (30%) The following regression output is the result of a multiple regression application in which we are interested in explaining the variation in retail price of personal computers based on three explanatory variables, CPU speed, RAM, hard drive capacity, and monitor included (1=Yes, 0 = No).

Regression statistics	
Multiple R	0.8343
R Square	0.6961
Adjusted R Square	0.6569
Standard Error	695.3505
Observations	36

	Coefficients	Standard Error
Intercept	-62.75	771.67
CPU speed	0.22	2.62
RAM	4.52	2.99
Hard driver capacity	173.57	45.18
Monitor	19.00	237.84

- (1) Given this output, what is the variable, Monitor, called? Also, given the other variables in the model, is Monitor significant in explaining the variation in the dependent variable? Test using a .05 level of significance. (5%)
- (2) Please fill in the values of (a)-(h) in the following analysis of variance table. (8%)

Source	<i>df</i>	<i>SS</i>	<i>MS</i>	<i>F</i>
Regression	(a)	(d)	(f)	(h)
Residual	(b)	(e)	(g)	
Total	(c)	49327249.56		

- (3) Given this information and your knowledge of multiple regression, conduct an appropriate test to determine whether the overall regression model is statistically significant at the 0.05 level of significance using the critical value method. (5%)
- (4) Please first explain the meanings of "Multiple R", "R Square", and "Adjusted R Square", and then discuss the relationship among these three regression statistics. (12%)


考試科目	統計方法	所別	414 統計學系	考試時間	2月26日(日)第四節
------	------	----	-------------	------	-------------

5. (20%) A bank wishes to compare two companies (Great Appraisals and Excel Real Estate) about the methods they use to appraise the value of residential homes. The bank selected a sample of 10 residential properties and scheduled both firms for an appraisal. The results, reported in NT million, are as follows.

Home	1	2	3	4	5	6	7	8	9	10
Great	13.5	11.0	13.1	14.2	10.5	12.0	13.1	11.0	12.5	14.9
Excel	12.8	10.5	11.9	14.0	9.8	12.3	12.7	11.5	12.2	14.5


Can we conclude there is a difference in the mean appraised values of the homes between these two companies using the .05 significant level?

- (1) Apply the approach of dependent (or paired) samples. (6%)
- (2) Apply the approach of independent samples. (6%)
- (3) What assumptions are required to carry out parts (1) and (2), respectively? (5%)
- (4) Which method do you prefer? And why? (3%)



考試科目	統計方法	所別	4141 統計學系	考試時間	2月26日(日)第四節
------	------	----	--------------	------	-------------

Area under the Standard Normal Curve from 0 to a



$P(0 \leq Z \leq a)$, where $Z \sim N(0,1)$

a	0.00	0.01	0.02	0.03	0.04	0.05	0.06	0.07	0.08	0.09
0.0	0.0000	0.0040	0.0080	0.0120	0.0160	0.0199	0.0239	0.0279	0.0319	0.0359
0.1	0.0398	0.0438	0.0478	0.0517	0.0557	0.0596	0.0636	0.0675	0.0714	0.0753
0.2	0.0793	0.0832	0.0871	0.0910	0.0948	0.0987	0.1026	0.1064	0.1103	0.1141
0.3	0.1179	0.1217	0.1255	0.1293	0.1331	0.1368	0.1406	0.1443	0.1480	0.1517
0.4	0.1554	0.1591	0.1628	0.1664	0.1700	0.1736	0.1772	0.1808	0.1844	0.1879
0.5	0.1915	0.1950	0.1985	0.2019	0.2054	0.2088	0.2123	0.2157	0.2190	0.2224
0.6	0.2257	0.2291	0.2324	0.2357	0.2389	0.2422	0.2454	0.2486	0.2517	0.2549
0.7	0.2580	0.2611	0.2642	0.2673	0.2704	0.2734	0.2764	0.2794	0.2823	0.2852
0.8	0.2881	0.2910	0.2939	0.2967	0.2995	0.3023	0.3051	0.3078	0.3106	0.3133
0.9	0.3159	0.3186	0.3212	0.3238	0.3264	0.3289	0.3315	0.3340	0.3365	0.3389
1.0	0.3413	0.3438	0.3461	0.3485	0.3508	0.3531	0.3554	0.3577	0.3599	0.3621
1.1	0.3643	0.3665	0.3686	0.3708	0.3729	0.3749	0.3770	0.3790	0.3810	0.3830
1.2	0.3849	0.3869	0.3888	0.3907	0.3925	0.3944	0.3962	0.3980	0.3997	0.4015
1.3	0.4032	0.4049	0.4066	0.4082	0.4099	0.4115	0.4131	0.4147	0.4162	0.4177
1.4	0.4192	0.4207	0.4222	0.4236	0.4251	0.4265	0.4279	0.4292	0.4306	0.4319
1.5	0.4332	0.4345	0.4357	0.4370	0.4382	0.4394	0.4406	0.4418	0.4429	0.4441
1.6	0.4452	0.4463	0.4474	0.4484	0.4495	0.4505	0.4515	0.4525	0.4535	0.4545
1.7	0.4554	0.4564	0.4573	0.4582	0.4591	0.4599	0.4608	0.4616	0.4625	0.4633
1.8	0.4641	0.4649	0.4656	0.4664	0.4671	0.4678	0.4686	0.4693	0.4699	0.4706
1.9	0.4713	0.4719	0.4726	0.4732	0.4738	0.4744	0.4750	0.4756	0.4761	0.4767
2.0	0.4772	0.4778	0.4783	0.4788	0.4793	0.4798	0.4803	0.4808	0.4812	0.4817
2.1	0.4821	0.4826	0.4830	0.4834	0.4838	0.4842	0.4846	0.4850	0.4854	0.4857
2.2	0.4861	0.4864	0.4868	0.4871	0.4875	0.4878	0.4881	0.4884	0.4887	0.4890
2.3	0.4893	0.4896	0.4898	0.4901	0.4904	0.4906	0.4909	0.4911	0.4913	0.4916
2.4	0.4918	0.4920	0.4922	0.4925	0.4927	0.4929	0.4931	0.4932	0.4934	0.4936
2.5	0.4938	0.4940	0.4941	0.4943	0.4945	0.4946	0.4948	0.4949	0.4951	0.4952
2.6	0.4953	0.4955	0.4956	0.4957	0.4959	0.4960	0.4961	0.4962	0.4963	0.4964
2.7	0.4965	0.4966	0.4967	0.4968	0.4969	0.4970	0.4971	0.4972	0.4973	0.4974
2.8	0.4974	0.4975	0.4976	0.4977	0.4977	0.4978	0.4979	0.4979	0.4980	0.4981
2.9	0.4981	0.4982	0.4982	0.4983	0.4984	0.4984	0.4985	0.4985	0.4986	0.4986
3.0	0.4987	0.4987	0.4987	0.4988	0.4988	0.4989	0.4989	0.4989	0.4990	0.4990

考試科目	統計方法	所別	4141 統計學系	考試時間	2月26日(日)第四節
------	------	----	--------------	------	-------------

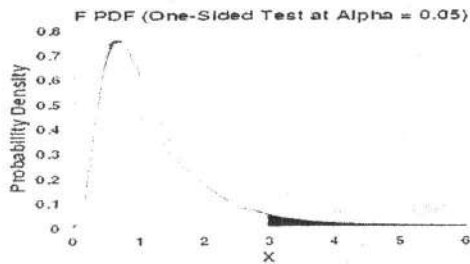
Upper critical values of Student's t distribution with ν degrees of freedom

ν	Probability of exceeding the critical value					
	0.1	0.05	0.025	0.01	0.005	0.001
1	3.078	6.314	12.706	31.821	63.657	318.313
2	1.886	2.920	4.303	6.965	9.925	22.327
3	1.638	2.353	3.182	4.541	5.841	10.215
4	1.533	2.132	2.776	3.747	4.604	7.173
5	1.476	2.015	2.571	3.365	4.032	5.893
6	1.440	1.943	2.447	3.143	3.707	5.208
7	1.415	1.895	2.365	2.998	3.499	4.782
8	1.397	1.860	2.306	2.896	3.355	4.499
9	1.383	1.833	2.262	2.821	3.250	4.296
10	1.372	1.812	2.228	2.764	3.169	4.143
11	1.363	1.796	2.201	2.718	3.106	4.024
12	1.356	1.782	2.179	2.681	3.055	3.929
13	1.350	1.771	2.160	2.650	3.012	3.852
14	1.345	1.761	2.145	2.624	2.977	3.787
15	1.341	1.753	2.131	2.602	2.947	3.733
16	1.337	1.746	2.120	2.583	2.921	3.686
17	1.333	1.740	2.110	2.567	2.898	3.646
18	1.330	1.734	2.101	2.552	2.878	3.610
19	1.328	1.729	2.093	2.539	2.861	3.579
20	1.325	1.725	2.086	2.528	2.845	3.552
21	1.323	1.721	2.080	2.518	2.831	3.527
22	1.321	1.717	2.074	2.508	2.819	3.505
23	1.319	1.714	2.069	2.500	2.807	3.485
24	1.318	1.711	2.064	2.492	2.797	3.467
25	1.316	1.708	2.060	2.485	2.787	3.450
26	1.315	1.706	2.056	2.479	2.779	3.435
27	1.314	1.703	2.052	2.473	2.771	3.421
28	1.313	1.701	2.048	2.467	2.763	3.408
29	1.311	1.699	2.045	2.462	2.756	3.396
30	1.310	1.697	2.042	2.457	2.750	3.385
31	1.309	1.696	2.040	2.453	2.744	3.375
32	1.309	1.694	2.037	2.449	2.738	3.365
33	1.308	1.692	2.035	2.445	2.733	3.356
34	1.307	1.691	2.032	2.441	2.728	3.348
35	1.306	1.690	2.030	2.438	2.724	3.340
36	1.306	1.688	2.028	2.434	2.719	3.333

備註 試題隨卷繳交

考試科目	統計方法	所別	4141 統計學系	考試時間	2月26日(日)第四節
------	------	----	--------------	------	-------------

Upper Critical Values of the F Distribution at $\alpha = 0.05$



$v_1 \backslash v_2$	1	2	3	4	5	6	7	8	9	10
1	161.448	199.500	215.707	224.583	230.162	233.986	236.768	238.882	240.543	241.882
2	18.513	19.000	19.164	19.247	19.296	19.330	19.353	19.371	19.385	19.396
3	10.128	9.552	9.277	9.117	9.013	8.941	8.887	8.845	8.812	8.786
4	7.709	6.944	6.591	6.388	6.256	6.163	6.094	6.041	5.999	5.964
5	6.608	5.786	5.409	5.192	5.050	4.950	4.876	4.818	4.772	4.735
6	5.987	5.143	4.757	4.534	4.387	4.284	4.207	4.147	4.099	4.060
7	5.591	4.737	4.347	4.120	3.972	3.866	3.787	3.726	3.677	3.637
8	5.318	4.459	4.066	3.838	3.687	3.581	3.500	3.438	3.388	3.347
9	5.117	4.256	3.863	3.633	3.482	3.374	3.293	3.230	3.179	3.137
10	4.965	4.103	3.708	3.478	3.326	3.217	3.135	3.072	3.020	2.978
11	4.844	3.982	3.587	3.357	3.204	3.095	3.012	2.948	2.896	2.854
12	4.747	3.885	3.490	3.259	3.106	2.996	2.913	2.849	2.796	2.753
13	4.667	3.806	3.411	3.179	3.025	2.915	2.832	2.767	2.714	2.671
14	4.600	3.739	3.344	3.112	2.958	2.848	2.764	2.699	2.646	2.602
15	4.543	3.682	3.287	3.056	2.901	2.790	2.707	2.641	2.588	2.544
16	4.494	3.634	3.239	3.007	2.852	2.741	2.657	2.591	2.538	2.494
17	4.451	3.592	3.197	2.965	2.810	2.699	2.614	2.548	2.494	2.450
18	4.414	3.555	3.160	2.928	2.773	2.661	2.577	2.510	2.456	2.412
19	4.381	3.522	3.127	2.895	2.740	2.628	2.544	2.477	2.423	2.378
20	4.351	3.493	3.098	2.866	2.711	2.599	2.514	2.447	2.393	2.348
21	4.325	3.467	3.072	2.840	2.685	2.573	2.488	2.420	2.366	2.321
22	4.301	3.443	3.049	2.817	2.661	2.549	2.464	2.397	2.342	2.297
23	4.279	3.422	3.028	2.796	2.640	2.528	2.442	2.375	2.320	2.275
24	4.260	3.403	3.009	2.776	2.621	2.508	2.423	2.355	2.300	2.255
25	4.242	3.385	2.991	2.759	2.603	2.490	2.405	2.337	2.282	2.236
26	4.225	3.369	2.975	2.743	2.587	2.474	2.388	2.321	2.265	2.220
27	4.210	3.354	2.960	2.728	2.572	2.459	2.373	2.305	2.250	2.204
28	4.196	3.340	2.947	2.714	2.558	2.445	2.359	2.291	2.236	2.190
29	4.183	3.328	2.934	2.701	2.545	2.432	2.346	2.278	2.223	2.177
30	4.171	3.316	2.922	2.690	2.534	2.421	2.334	2.266	2.211	2.165
31	4.160	3.305	2.911	2.679	2.523	2.409	2.323	2.255	2.199	2.153
32	4.149	3.295	2.901	2.668	2.512	2.399	2.313	2.244	2.189	2.142
33	4.139	3.285	2.892	2.659	2.503	2.389	2.303	2.235	2.179	2.133
34	4.130	3.276	2.883	2.650	2.494	2.380	2.294	2.225	2.170	2.123
35	4.121	3.267	2.874	2.641	2.485	2.372	2.285	2.217	2.161	2.114
36	4.113	3.259	2.866	2.634	2.477	2.364	2.277	2.209	2.153	2.106