

科目：統計學

適用：財金系

編號：343

考生注意：

1. 依次序作答，只要標明題號，不必抄題。
2. 答案必須寫在答案卷上，否則不予計分。
3. 限用藍、黑色筆作答；試題須隨卷繳回。

本試題

共 8 頁

第 1 頁

1. A company set up a kiosk in the Mall of America for several hours and asked randomly selected people which color cell phone cover was their favorite. The results follow: (10 points)

	Age less than 21	Age 21 or greater
White	10	5
Black	20	50
Lime	25	15
Orange	35	25
Red	10	5

- (1) What is the probability of randomly selecting a person who likes white cell phones the best?
(A) 0.075 (B) 0.07 (C) 0.75 (D) 0.7
 - (2) What is the probability that black or orange are the favorite colors?
(A) 0.6 (B) 0.65 (C) 0.7 (D) 0.75
 - (3) What is the probability that orange is the favorite color given that the person's age is less than 21?
(A) 0.55 (B) 0.45 (C) 0.35 (D) 0.25
 - (4) What is the probability that black is the favorite color given that the person's age is 21 or older?
(A) 0.35 (B) 0.42 (C) 0.46 (D) 0.5
 - (5) What is the probability that black, lime or orange are the favorite colors given that the person's age is 21 or older?
(A) 0.68 (B) 0.83 (C) 0.85 (D) 0.9
2. A campus researcher wanted to investigate the factors that affect visitor travel time in a complex, multilevel building on campus. Specifically, he wanted to determine whether different building signs (building maps versus wall signage) affect the total amount of time visitors require to reach their destination and whether that time depends on whether the starting location is inside or outside the building. Three subjects were assigned to each of the combinations of signs and starting locations, and travel time in seconds from beginning to destination was recorded. An Excel output of the appropriate analysis is given below: (12 points)

科目：統計學

適用：財金系

編號：343

考生注意：

1. 依次序作答，只要標明題號，不必抄題。
2. 答案必須寫在答案卷上，否則不予計分。
3. 限用藍、黑色筆作答；試題須隨卷繳回。

本試題
共 8 頁
第 2 頁

ANOVA

Source of Variation	SS	df	MS	F	P-value	F crit
Signs	14008.33	1	14008.33		0.11267	5.317645
Starting Location	12288	4		2.784395	0.13374	5.317645
Interaction	48	4			0.919506	5.317645
Within	35305.33	44	4413.167			
Total	61649.67	11				

- (1) Referring to above Table, the degrees of freedom for the different building signs (factor A) is
(A) 1 (B) 2 (C) 3 (D) 8
 - (2) Referring to above Table, the within (error) degrees of freedom is
(A) 1 (B) 4 (C) 8 (D) 11
 - (3) Referring to above Table, the mean squares for starting location (factor B) is
(A) 48 (B) 4,413.17 (C) 12,288 (D) 14,008.3
 - (4) Referring to above Table, the F test statistic for testing the main effect of types of signs is
(A) 0.0109 (B) 2.7844 (C) 3.1742 (D) 5.3176
 - (5) Referring to above Table, the F test statistic for testing the interaction effect between the types of signs and the starting location is
(A) 0.0109 (B) 2.7844 (C) 3.1742 (D) 5.3176
 - (6) Referring to above Table, at 1% level of significance,
(A) there is insufficient evidence to conclude that the difference between the mean traveling time for the different starting locations depends on the types of signs (B) there is insufficient evidence to conclude that the difference between the mean traveling time for the different types of signs depends on the starting locations (C) there is insufficient evidence to conclude that the relationship between traveling time and the types of signs depends on the starting locations (D) All of the above
3. The following estimated regression model was developed relating yearly income (Y in \$1,000s) of 30 individuals with their age (X_1) and

科目：統計學

適用：財金系

考生注意：

1. 依次序作答，只要標明題號，不必抄題。
2. 答案必須寫在答案卷上，否則不予計分。
3. 限用藍、黑色筆作答；試題須隨卷繳回。

本試題
共 8 頁
第 3 頁

編號：343

their gender (X_2) (0 if male and 1 if female). (14 points)

$$\hat{Y} = 30 + 0.7X_1 + 3X_2$$

Also provided are $SST = 1,200$ and $SSE = 384$.

- (1) From the above function, it can be said that the expected yearly income of
 - (A) males is \$3 more than females. (B) females is \$3 more than males. (C) males is \$3,000 more than females. (D) females is \$3,000 more than males.
 - (2) The yearly income of a 24-year-old female individual is
 - (A) \$19.80 (B) \$19,800 (C) \$49.80 (D) \$49,800
 - (3) The yearly income of a 24-year-old male individual is
 - (A) \$13.80 (B) \$13,800 (C) \$46,800 (D) \$49,800
 - (4) The multiple coefficient of determination is
 - (A) 0.32 (B) 0.42 (C) 0.68 (D) 0.50
 - (5) The test statistic for testing the significance of the model is
 - (A) 0.73 (B) 1.47 (C) 28.69 (D) 5.22
 - (6) If we want to test for the significance of the model at 99% confidence, then the model
 - (A) is significant (B) is not significant (C) would be significant if the sample size was larger than 30 (D) None of these alternatives is correct
 - (7) The estimated income of a 30-year-old male is
 - (A) \$51,000 (B) \$5,100 (C) \$510 (D) \$51
4. Assume $X \sim B(n, p)$, given $E(X) = 4$, $Var(X) = 2$, Find $P(X = 2)$? (7 points)

5. Nine experts rated two brands of Colombian coffee in a taste-testing experiment. A rating on a 7-point scale is given for each of four characteristics: taste, aroma, richness, and acidity. The following data stored in coffee contain the ratings accumulated over all four characteristics:

Brand	C.C.	S.E.	Expert						
			E.G.	B.A.	C.M.	C.N.	G.N.	R.M.	P.V.
A	24	27	19	24	22	26	27	25	22
B	26	27	22	27	25	27	26	27	23

At a 0.05 level of significance, is there evidence of a difference in the mean ratings between the two brands? (7 points)

科目：統計學

適用：財金系

編號：343

考生注意：

1. 依次序作答，只要標明題號，不必抄題。
2. 答案必須寫在答案卷上，否則不予計分。
3. 限用藍、黑色筆作答；試題須隨卷繳回。

本試題
共 8 頁
第 4 頁

6. You work in Quality Assurance for an investment firm. A clerk enters 60 words per minute with 6 errors per hour. What is the probability that in a 600-word bond transaction, the number of errors will be the following: (10 points, 4+4+2 points)
- (a) 0 errors?
 - (b) At least two errors?
 - (c) Variance for the errors in a 600-word bond transaction?

7. In a test of the quality of two television commercials, each commercial was shown in a separate test area six times over a one-week period. The following week a telephone survey was conducted to identify individuals who had seen the commercials. Those individuals were asked to state the primary message in the commercials. The following results were recorded. (10 points, 5+5 points)

	Commercial A	Commercial B
Number Who Saw Commercial	150	200
Number Who Recalled Message	63	60

- (a) Use $\alpha = .05$ and test the hypothesis that there is no difference in the recall proportions for the two commercials.
- (b) Compute a 95% confidence interval for the difference between the recall proportions for the two populations.

8. An automobile mileage study tested the following hypotheses.

Hypothesis

$H_0: \mu \geq 25$ mpg

$H_a: \mu < 25$ mpg

Conclusion

Manufacturer's claim supported

Manufacturer's claim rejected; average

mileage per gallon less than stated

For $\sigma = 3$ and a .02 level of significance, what sample size would be recommended if the researcher wants an 80% chance of detecting that μ is less than 25 miles per gallon when it is actually 24? (10 points)

科目：統計學

適用：財金系

編號：343

考生注意：

1. 依次序作答，只要標明題號，不必抄題。
2. 答案必須寫在答案卷上，否則不予計分。
3. 限用藍、黑色筆作答；試題須隨卷繳回。

本試題
共 8 頁
第 5 頁

9. A machine pumps cleaner into a process at the rate of 7 gallons per minute. Upon inspection, it is learned that the machine pumps cleaner at a rate described by the uniform distribution over the interval 6.5 to 7.5 gallons per minute. Find the probability that the machine pumps less than 7 gallons during a randomly selected minute. Find also the expected value and the standard deviation of the amount of the cleaner which the machine pumps out. (10 points)

10. A researcher reports survey results by stating that the standard error of the mean is 20. The population standard deviation is 500. (10 points, 5+5 points)

- (a) How large was the sample used in this survey?
- (b) What is the probability that the point estimate was within ± 25 of the population mean?

試

題

科目：統計學

適用：財金系

考生注意：

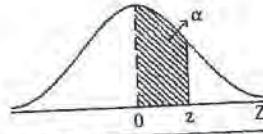
1. 依次序作答，只要標明題號，不必抄題。
2. 答案必須寫在答案卷上，否則不予計分。
3. 限用藍、黑色筆作答；試題須隨卷繳回。

本試題
共 8 頁
第 6 頁

編號：343

附表 1 z 分配表

$$P(0 \leq Z < z) = \alpha$$



z	0.00	0.01	0.02	0.03	0.04	0.05	0.06	0.07	0.08	0.09
0.0	0.0000	0.0040	0.0080	0.0120	0.0160	0.0199	0.0239	0.0279	0.0319	0.0359
0.1	0.0398	0.0438	0.0478	0.0517	0.0557	0.0596	0.0636	0.0675	0.0714	0.0753
0.2	0.0793	0.0832	0.0871	0.0910	0.0948	0.0987	0.1026	0.1064	0.1103	0.1141
0.3	0.1179	0.1217	0.1255	0.1293	0.1331	0.1368	0.1406	0.1443	0.1480	0.1517
0.4	0.1554	0.1591	0.1628	0.1664	0.1700	0.1736	0.1772	0.1808	0.1844	0.1879
0.5	0.1915	0.1950	0.1985	0.2019	0.2054	0.2088	0.2123	0.2157	0.2190	0.2224
0.6	0.2257	0.2291	0.2324	0.2357	0.2389	0.2422	0.2454	0.2486	0.2517	0.2549
0.7	0.2580	0.2611	0.2642	0.2673	0.2704	0.2734	0.2764	0.2794	0.2823	0.2852
0.8	0.2881	0.2910	0.2939	0.2967	0.2995	0.3023	0.3051	0.3078	0.3106	0.3133
0.9	0.3159	0.3186	0.3212	0.3238	0.3264	0.3289	0.3315	0.3340	0.3365	0.3389
1.0	0.3413	0.3438	0.3461	0.3485	0.3508	0.3531	0.3554	0.3577	0.3599	0.3621
1.1	0.3643	0.3665	0.3686	0.3708	0.3729	0.3749	0.3770	0.3790	0.3810	0.3830
1.2	0.3849	0.3869	0.3888	0.3907	0.3925	0.3944	0.3962	0.3980	0.3997	0.4015
1.3	0.4032	0.4049	0.4066	0.4082	0.4099	0.4115	0.4131	0.4147	0.4162	0.4177
1.4	0.4192	0.4207	0.4222	0.4236	0.4251	0.4265	0.4279	0.4292	0.4306	0.4319
1.5	0.4332	0.4345	0.4357	0.4370	0.4382	0.4394	0.4406	0.4418	0.4429	0.4441
1.6	0.4452	0.4463	0.4474	0.4484	0.4495	0.4505	0.4515	0.4525	0.4535	0.4545
1.7	0.4554	0.4564	0.4573	0.4582	0.4591	0.4599	0.4608	0.4616	0.4625	0.4633
1.8	0.4641	0.4649	0.4656	0.4664	0.4671	0.4678	0.4686	0.4693	0.4699	0.4706
1.9	0.4713	0.4719	0.4726	0.4732	0.4738	0.4744	0.4750	0.4756	0.4761	0.4767
2.0	0.4772	0.4778	0.4783	0.4788	0.4793	0.4798	0.4803	0.4808	0.4812	0.4817
2.1	0.4821	0.4826	0.4830	0.4834	0.4838	0.4842	0.4846	0.4850	0.4854	0.4857
2.2	0.4861	0.4864	0.4868	0.4871	0.4875	0.4878	0.4881	0.4884	0.4887	0.4890
2.3	0.4893	0.4896	0.4898	0.4901	0.4904	0.4906	0.4909	0.4911	0.4913	0.4916
2.4	0.4918	0.4920	0.4922	0.4924	0.4927	0.4929	0.4931	0.4932	0.4934	0.4936
2.5	0.4938	0.4940	0.4941	0.4943	0.4945	0.4946	0.4948	0.4949	0.4951	0.4952
2.6	0.4953	0.4955	0.4956	0.4957	0.4959	0.4960	0.4961	0.4962	0.4963	0.4964
2.7	0.4965	0.4966	0.4967	0.4968	0.4969	0.4970	0.4971	0.4972	0.4973	0.4974
2.8	0.4974	0.4975	0.4976	0.4977	0.4977	0.4978	0.4979	0.4979	0.4980	0.4981
2.9	0.4981	0.4982	0.4982	0.4983	0.4984	0.4984	0.4985	0.4985	0.4986	0.4986
3.0	0.4987	0.4987	0.4987	0.4988	0.4988	0.4989	0.4989	0.4989	0.4990	0.4990
3.1	0.4990	0.4991	0.4991	0.4991	0.4992	0.4992	0.4992	0.4992	0.4993	0.4993
3.2	0.4993	0.4993	0.4994	0.4994	0.4994	0.4994	0.4994	0.4995	0.4995	0.4995
3.3	0.4995	0.4995	0.4995	0.4996	0.4996	0.4996	0.4996	0.4996	0.4996	0.4997
3.4	0.4997	0.4997	0.4997	0.4997	0.4997	0.4997	0.4997	0.4997	0.4997	0.4998
3.5	0.4998	0.4998	0.4998	0.4998	0.4998	0.4998	0.4998	0.4998	0.4998	0.4998

題

科目：統計學

適用：財金系

考生注意：

1. 依次序作答，只要標明題號，不必抄題。
2. 答案必須寫在答案卷上，否則不予計分。
3. 限用藍、黑色筆作答；試題須隨卷繳回。

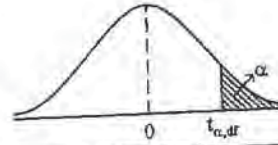
本試題

共 8 頁

第 7 頁

編號：343

附表 2-1 t 分配臨界值表



$P(T > t_{\alpha, df}) = \alpha$

df	α											
	0.25	0.20	0.15	0.10	0.05	0.025	0.02	0.01	0.005	0.0025	0.001	0.0005
1	1.000	1.376	1.963	3.078	6.314	12.710	15.890	31.820	63.660	127.30	318.30	636.60
2	0.816	1.061	1.386	1.886	2.920	4.303	4.849	6.965	9.925	14.090	22.330	31.600
3	0.765	0.978	1.250	1.638	2.353	3.182	3.482	4.541	5.841	7.453	10.210	12.920
4	0.741	0.941	1.190	1.533	2.132	2.776	2.999	3.747	4.604	5.598	7.173	8.610
5	0.727	0.920	1.156	1.476	2.015	2.571	2.757	3.365	4.032	4.773	5.893	6.869
6	0.718	0.906	1.134	1.440	1.943	2.447	2.612	3.143	3.707	4.317	5.208	5.959
7	0.711	0.896	1.119	1.415	1.895	2.365	2.517	2.998	3.499	4.029	4.785	5.408
8	0.706	0.889	1.108	1.397	1.860	2.306	2.449	2.896	3.355	3.833	4.501	5.041
9	0.703	0.883	1.100	1.383	1.833	2.262	2.398	2.821	3.250	3.690	4.297	4.781
10	0.700	0.879	1.093	1.372	1.812	2.228	2.359	2.764	3.169	3.581	4.144	4.587
11	0.697	0.876	1.088	1.363	1.796	2.201	2.328	2.718	3.106	3.497	4.025	4.437
12	0.695	0.873	1.083	1.356	1.782	2.179	2.303	2.681	3.055	3.428	3.930	4.318
13	0.694	0.870	1.079	1.350	1.771	2.160	2.282	2.650	3.012	3.372	3.852	4.221
14	0.692	0.868	1.076	1.345	1.764	2.145	2.264	2.624	2.977	3.326	3.787	4.140
15	0.691	0.866	1.074	1.341	1.757	2.131	2.249	2.602	2.947	3.286	3.733	4.073
16	0.690	0.865	1.071	1.337	1.746	2.120	2.235	2.583	2.921	3.252	3.686	4.015
17	0.689	0.863	1.069	1.333	1.740	2.110	2.224	2.567	2.898	3.222	3.646	3.965
18	0.688	0.862	1.067	1.330	1.734	2.101	2.214	2.552	2.878	3.197	3.611	3.922
19	0.688	0.861	1.066	1.328	1.729	2.093	2.205	2.539	2.861	3.174	3.579	3.883
20	0.687	0.860	1.064	1.325	1.725	2.086	2.197	2.528	2.845	3.153	3.552	3.850
21	0.686	0.859	1.063	1.323	1.721	2.080	2.189	2.518	2.831	3.135	3.527	3.819
22	0.686	0.858	1.061	1.321	1.717	2.074	2.183	2.508	2.819	3.119	3.505	3.792
23	0.685	0.858	1.060	1.319	1.714	2.069	2.177	2.500	2.807	3.104	3.485	3.768
24	0.685	0.857	1.059	1.318	1.711	2.064	2.172	2.492	2.797	3.091	3.467	3.745
25	0.684	0.856	1.058	1.316	1.708	2.060	2.167	2.485	2.787	3.078	3.450	3.725
26	0.684	0.856	1.058	1.315	1.706	2.056	2.162	2.479	2.779	3.067	3.435	3.707
27	0.684	0.855	1.057	1.314	1.703	2.052	2.158	2.473	2.771	3.057	3.421	3.690
28	0.683	0.855	1.056	1.313	1.701	2.048	2.154	2.467	2.763	3.047	3.408	3.674
29	0.683	0.854	1.055	1.311	1.699	2.045	2.150	2.462	2.756	3.038	3.396	3.659
30	0.683	0.854	1.055	1.310	1.697	2.042	2.147	2.457	2.750	3.030	3.385	3.646
40	0.681	0.851	1.050	1.303	1.684	2.021	2.123	2.423	2.704	2.971	3.307	3.551
50	0.679	0.849	1.047	1.299	1.676	2.009	2.109	2.403	2.678	2.937	3.261	3.496
60	0.679	0.848	1.045	1.296	1.671	2.000	2.099	2.390	2.660	2.915	3.232	3.460
80	0.678	0.846	1.043	1.292	1.664	1.990	2.088	2.374	2.639	2.887	3.195	3.416
100	0.677	0.845	1.042	1.290	1.660	1.984	2.081	2.364	2.626	2.871	3.174	3.390
1000	0.675	0.842	1.037	1.282	1.646	1.962	2.056	2.330	2.581	2.813	3.098	3.300
z	0.674	0.841	1.036	1.282	1.645	1.960	2.054	2.326	2.576	2.807	3.091	3.291

題

科目：統計學

適用：財金系

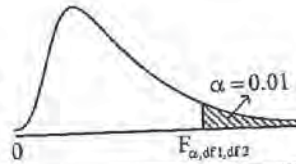
編號：343

考生注意：

1. 依次序作答，只要標明題號，不必抄題。
2. 答案必須寫在答案卷上，否則不予計分。
3. 限用藍、黑色筆作答；試題須隨卷繳回。

本試題
共 8 頁
第 8 頁

新
附表 3 F 分配臨界值表 (續)
 $P(F_{\alpha, df_1, df_2} > F_{\alpha, df_1, df_2}) = \alpha = 0.01$



df ₂	df ₁ 分子自由度																		
	1	2	3	4	5	6	7	8	9	10	12	15	20	24	30	40	60	120	∞
1	4052.2	4999.5	5403.4	5624.6	5763.7	5859.0	5928.4	5981.1	6022.5	6055.8	6106.3	6157.3	6208.7	6234.6	6260.6	6286.8	6313.0	6339.4	6365.9
2	98.50	99.00	99.17	99.25	99.30	99.33	99.36	99.37	99.39	99.40	99.42	99.43	99.45	99.46	99.47	99.47	99.48	99.49	99.50
3	34.12	30.82	29.46	28.71	28.24	27.91	27.67	27.49	27.35	27.23	27.05	26.87	26.69	26.60	26.51	26.41	26.32	26.22	26.13
4	21.20	18.00	16.69	15.98	15.52	15.21	14.98	14.80	14.66	14.55	14.37	14.20	14.02	13.93	13.84	13.75	13.65	13.56	13.46
5	16.26	13.27	12.06	11.39	10.97	10.67	10.46	10.29	10.16	10.05	9.89	9.72	9.55	9.47	9.38	9.29	9.20	9.11	9.02
6	13.75	10.93	9.78	9.15	8.75	8.47	8.26	8.10	7.98	7.87	7.72	7.56	7.40	7.31	7.23	7.14	7.06	6.97	6.88
7	12.25	9.55	8.45	7.85	7.46	7.19	6.99	6.84	6.72	6.62	6.47	6.31	6.16	6.07	5.99	5.91	5.82	5.74	5.65
8	11.26	8.65	7.59	7.01	6.63	6.37	6.18	6.03	5.91	5.81	5.67	5.52	5.36	5.28	5.20	5.12	5.03	4.95	4.86
9	10.56	8.02	6.99	6.42	6.06	5.80	5.61	5.47	5.35	5.26	5.11	4.96	4.81	4.73	4.65	4.57	4.48	4.40	4.31
10	10.04	7.56	6.55	5.99	5.64	5.39	5.20	5.06	4.94	4.85	4.71	4.56	4.41	4.33	4.25	4.17	4.08	4.00	3.91
11	9.65	7.21	6.22	5.67	5.32	5.07	4.89	4.74	4.63	4.54	4.40	4.25	4.10	4.02	3.94	3.86	3.78	3.69	3.60
12	9.33	6.93	5.95	5.41	5.06	4.82	4.64	4.50	4.39	4.30	4.16	4.01	3.86	3.78	3.70	3.62	3.54	3.45	3.36
13	9.07	6.70	5.74	5.21	4.86	4.62	4.44	4.30	4.19	4.10	3.96	3.82	3.67	3.59	3.51	3.43	3.34	3.26	3.17
14	8.86	6.52	5.56	5.04	4.70	4.46	4.28	4.14	4.03	3.94	3.80	3.66	3.51	3.43	3.35	3.27	3.18	3.09	3.00
15	8.68	6.36	5.42	4.89	4.56	4.32	4.14	4.00	3.90	3.81	3.67	3.52	3.37	3.29	3.21	3.13	3.05	2.96	2.87
16	8.53	6.23	5.29	4.77	4.44	4.20	4.03	3.89	3.78	3.69	3.55	3.41	3.26	3.18	3.10	3.02	2.93	2.85	2.75
17	8.40	6.11	5.19	4.67	4.34	4.10	3.93	3.79	3.68	3.59	3.46	3.31	3.16	3.08	3.00	2.92	2.84	2.75	2.65
18	8.29	6.01	5.09	4.58	4.25	4.02	3.84	3.71	3.60	3.51	3.37	3.23	3.08	3.00	2.92	2.84	2.75	2.66	2.57
19	8.19	5.93	5.01	4.50	4.17	3.94	3.77	3.63	3.52	3.43	3.30	3.15	3.00	2.93	2.84	2.76	2.67	2.58	2.49
20	8.10	5.85	4.94	4.43	4.10	3.87	3.70	3.56	3.46	3.37	3.23	3.09	2.94	2.86	2.78	2.70	2.61	2.52	2.42
21	8.02	5.78	4.87	4.37	4.04	3.81	3.64	3.51	3.40	3.31	3.17	3.03	2.88	2.80	2.72	2.64	2.55	2.46	2.36
22	7.95	5.72	4.82	4.31	3.99	3.76	3.59	3.45	3.35	3.26	3.12	2.98	2.83	2.75	2.67	2.58	2.50	2.40	2.31
23	7.88	5.66	4.77	4.26	3.94	3.71	3.54	3.41	3.30	3.21	3.07	2.93	2.78	2.70	2.62	2.54	2.45	2.35	2.26
24	7.82	5.61	4.72	4.22	3.90	3.67	3.50	3.36	3.26	3.17	3.03	2.89	2.74	2.66	2.58	2.49	2.40	2.31	2.21
25	7.77	5.57	4.68	4.18	3.86	3.63	3.46	3.32	3.22	3.13	2.99	2.85	2.70	2.62	2.54	2.45	2.36	2.27	2.17
26	7.72	5.53	4.64	4.14	3.82	3.59	3.42	3.29	3.18	3.09	2.96	2.82	2.66	2.59	2.50	2.42	2.33	2.23	2.13
27	7.68	5.49	4.60	4.11	3.79	3.56	3.39	3.26	3.15	3.06	2.93	2.78	2.63	2.55	2.47	2.38	2.29	2.20	2.10
28	7.64	5.45	4.57	4.07	3.75	3.53	3.36	3.23	3.12	3.03	2.90	2.75	2.60	2.52	2.44	2.35	2.26	2.17	2.06
29	7.60	5.42	4.54	4.05	3.73	3.50	3.33	3.20	3.09	3.01	2.87	2.73	2.57	2.50	2.41	2.33	2.23	2.14	2.03
30	7.56	5.39	4.51	4.02	3.70	3.47	3.30	3.17	3.07	2.98	2.84	2.70	2.55	2.47	2.39	2.30	2.21	2.11	2.01
40	7.31	5.18	4.31	3.83	3.51	3.29	3.12	2.99	2.89	2.80	2.67	2.52	2.37	2.29	2.20	2.11	2.02	1.92	1.81
60	7.08	4.98	4.13	3.65	3.34	3.12	2.95	2.83	2.72	2.63	2.50	2.35	2.20	2.12	2.03	1.94	1.84	1.73	1.60
120	6.85	4.79	3.95	3.48	3.17	2.96	2.79	2.66	2.56	2.47	2.34	2.19	2.04	1.95	1.86	1.76	1.66	1.53	1.38
∞	6.64	4.61	3.78	3.32	3.02	2.80	2.64	2.51	2.41	2.32	2.19	2.04	1.88	1.79	1.70	1.59	1.47	1.33	1.00